
PM AM PM AM PM AM PM AM PM AM PM AM
12 4 8 12 4 8 12 4 8 12 4 8 12 4 8 12 4 8 12 4 8 12 4 8 12 4 8 12 4 8 12 4 8 12 4 8 12 4 8 12 4
1045mb
1040
1030
1020
1010
1000
990
980
970
960
950
945
BAROGRAPH
CHART NO. 70101

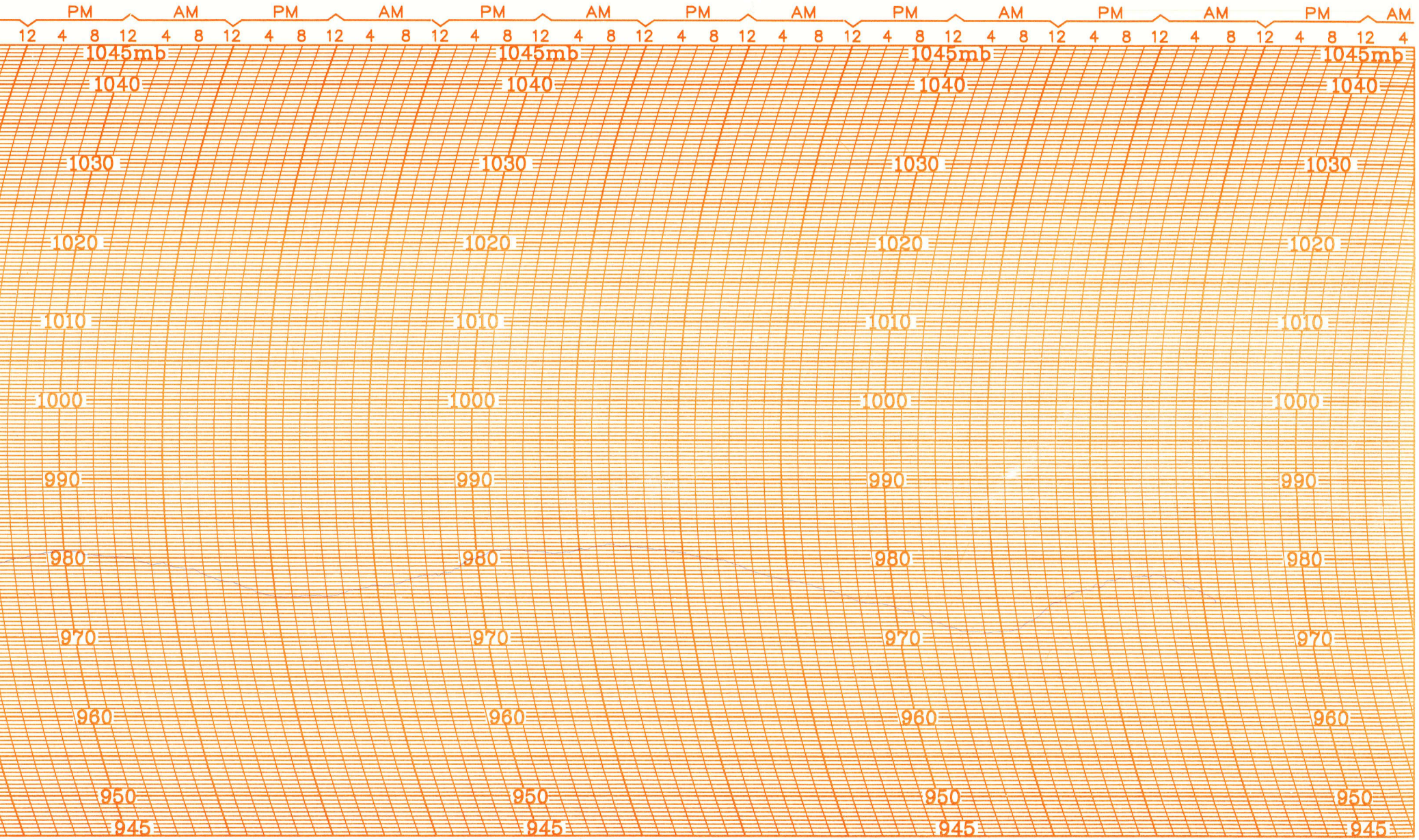
PM AM PM AM PM AM PM AM PM AM PM AM PM AM
12 4 8 12 4 8 12 4 8 12 4 8 12 4 8 12 4 8 12 4 8 12 4 8 12 4 8 12 4 8 12 4 8 12 4 8 12 4 8 12 4
1045mb
1040
1030
1020
1010
1000
990
980
970
960
950
945
CHART NO. 70101
BAROGRAPH


PM AM PM AM PM AM PM AM PM AM PM AM PM
12 4 8 12 4 8 12 4 8 12 4 8 12 4 8 12 4 8 12 4 8 12 4 8 12 4 8 12 4 8 12 4 8 12 4 8 12 4 8 12 4
1045mb
1040
1030
1020
1010
1000
990
980
970
960
950
945
BAROGRAPH
CHART NO. 70101

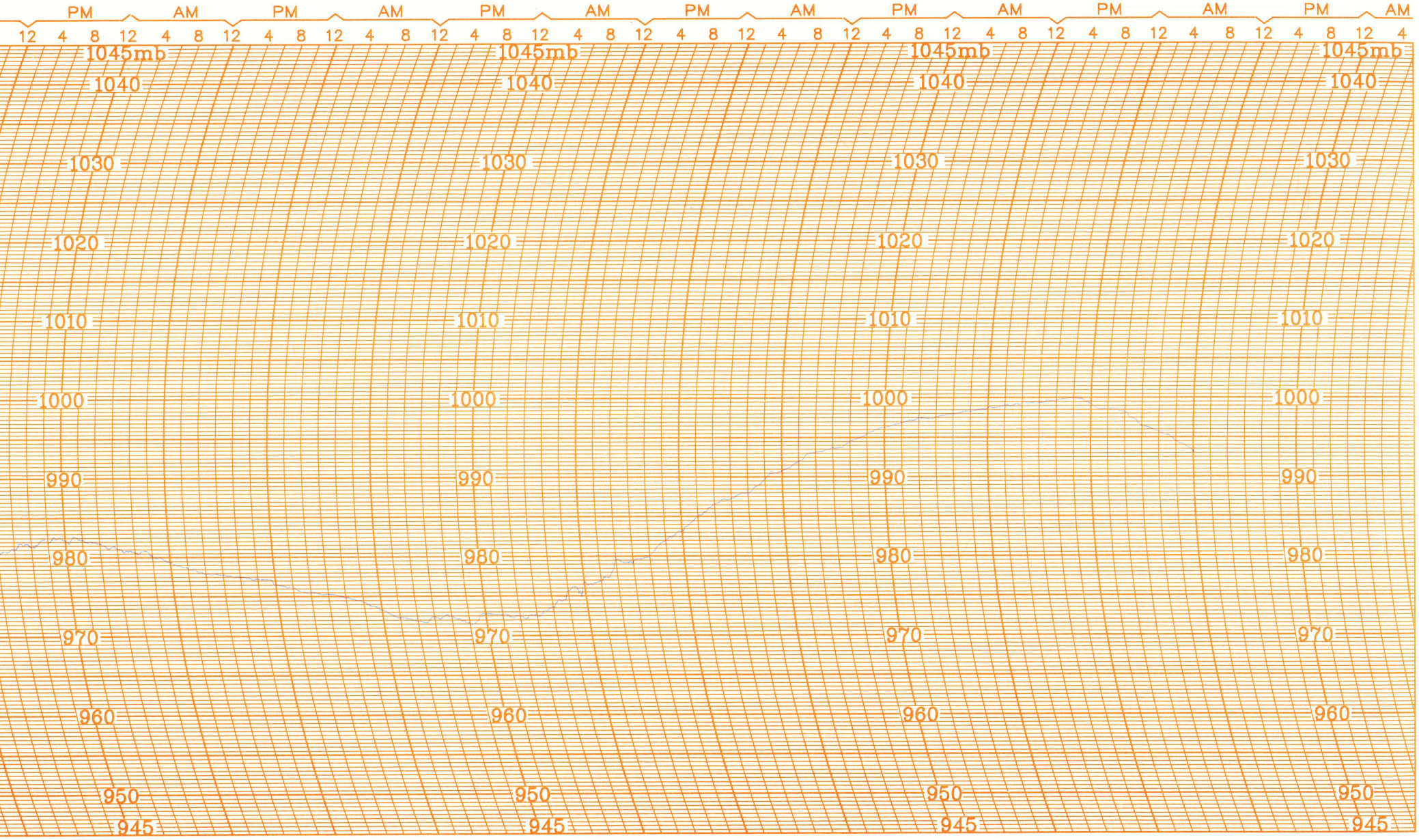
PM AM PM AM PM AM PM AM PM AM PM AM PM
12 4 8 12 4 8 12 4 8 12 4 8 12 4 8 12 4 8 12 4 8 12 4 8 12 4 8 12 4 8 12 4 8 12 4 8 12 4 8 12 4
1045mb
1040
1030
1020
1010
1000
990
980
970
960
950
945
BAROGRAPH
CHART NO. 70101

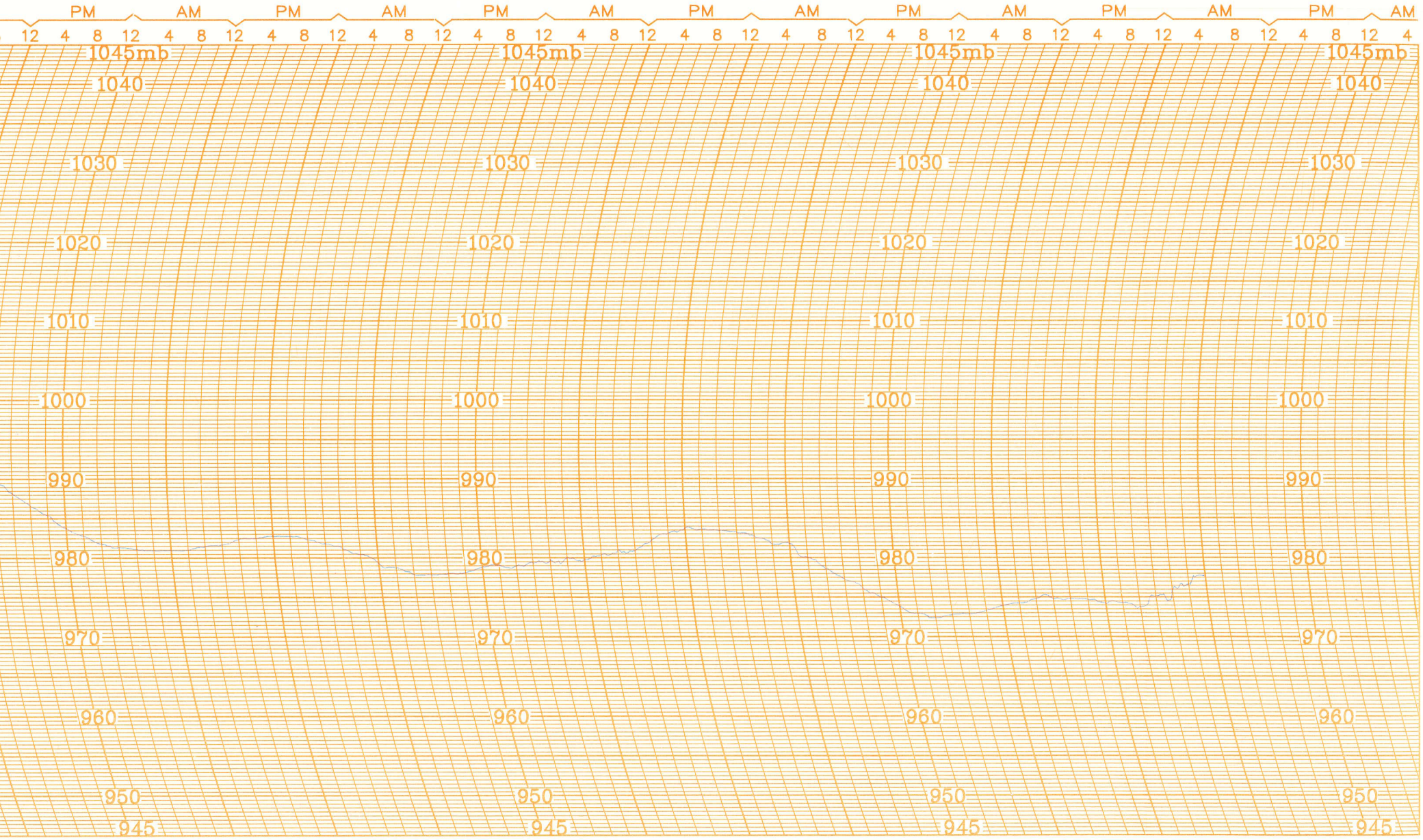

CHART NO. 70101

BAROGRAPH

NovaLynx Corporation