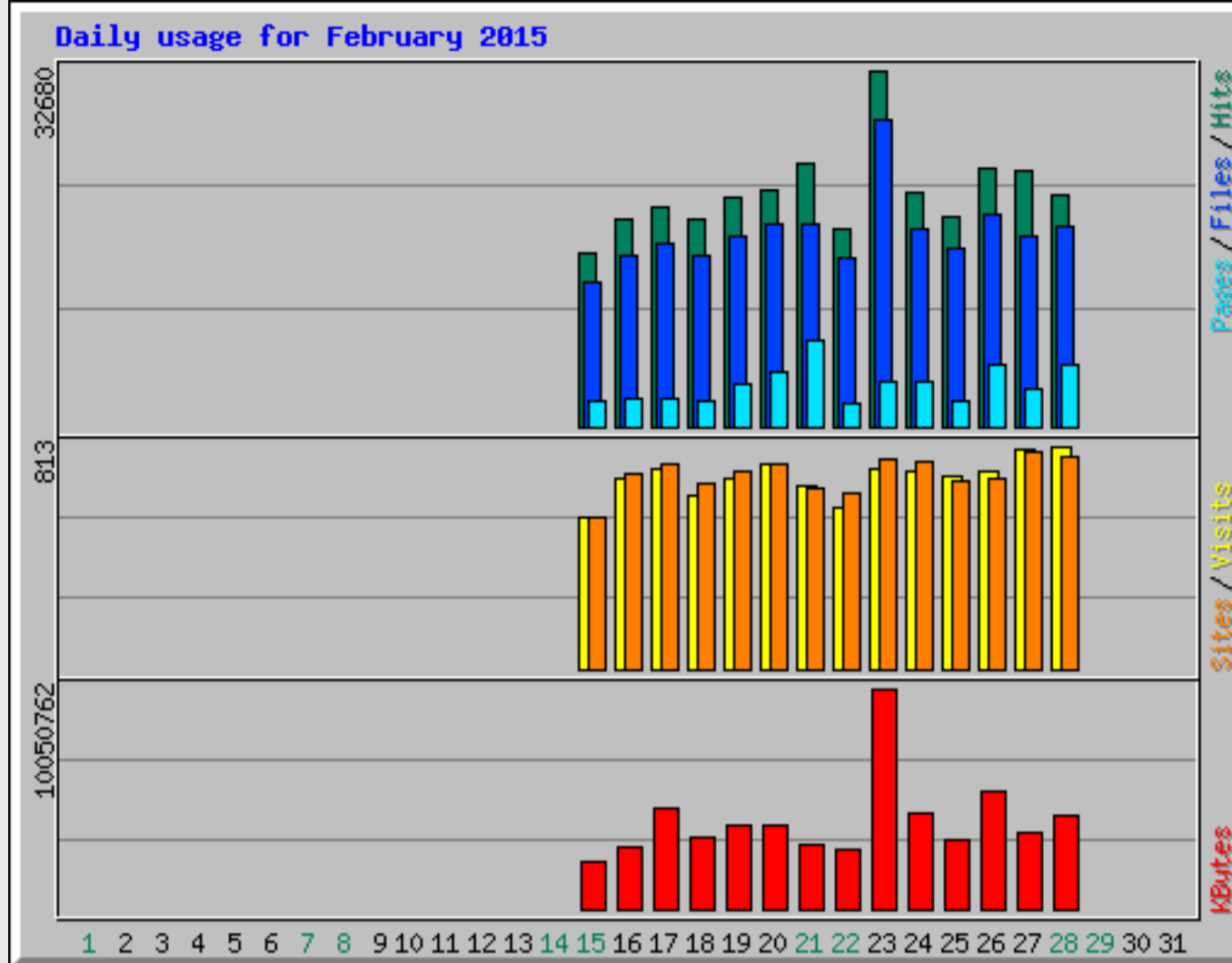


Usage Statistics for amrc.ssec.wisc.edu

Summary Period: February 2015
Generated 20-Mar-2015 21:39 UTC

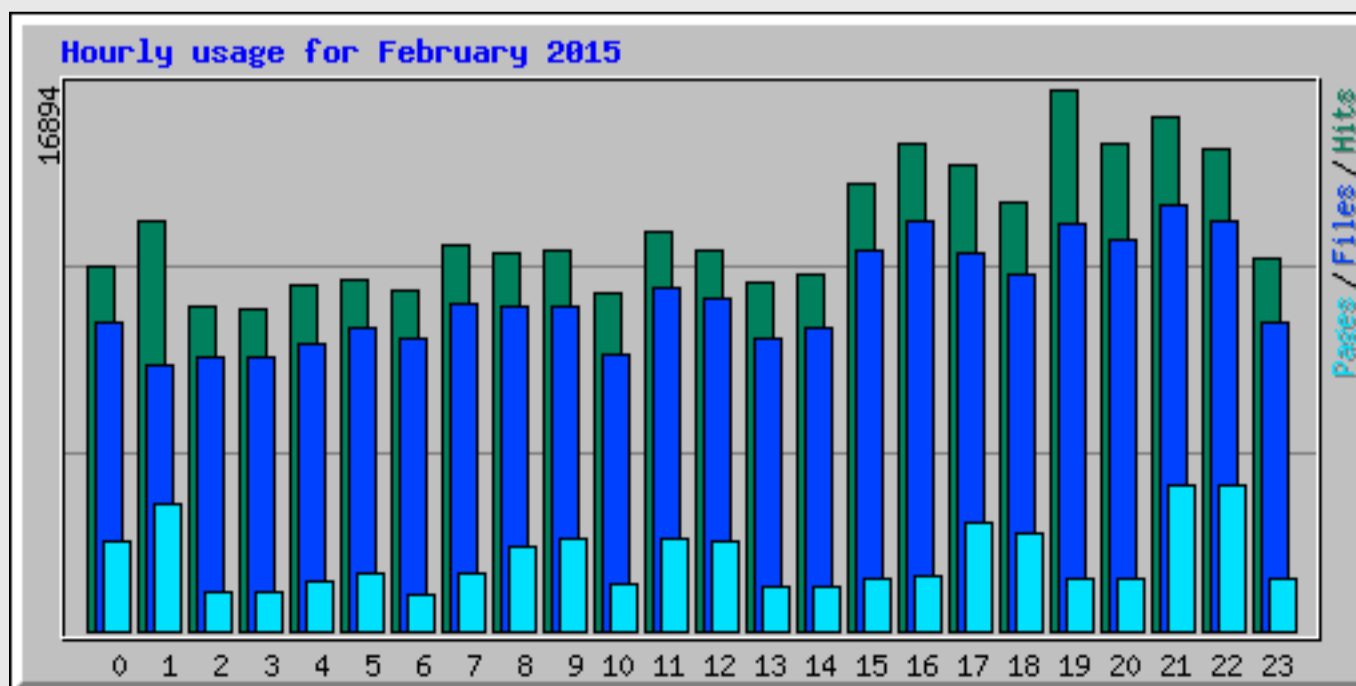
[\[Daily Statistics\]](#) [\[Hourly Statistics\]](#) [\[URLs\]](#) [\[Entry\]](#) [\[Exit\]](#) [\[Sites\]](#) [\[Referrers\]](#) [\[Search\]](#) [\[Agents\]](#) [\[Countries\]](#)

Monthly Statistics for February 2015		
Total Hits	300818	
Total Files	249247	
Total Pages	54473	
Total Visits	9707	
Total KBytes	56616163	
Total Unique Sites	5363	
Total Unique URLs	3934	
Total Unique Referrers	835	
Total Unique User Agents	383	
	Avg	Max
Hits per Hour	895	4415
Hits per Day	21487	32680
Files per Day	17803	28131
Pages per Day	3890	7986
Sites per Day	383	789
Visits per Day	693	813
KBytes per Day	4044012	10050762
Hits by Response Code		
Code 200 - OK	82.86%	249247
Code 206 - Partial Content	1.37%	4108
Code 301 - Moved Permanently	0.17%	516
Code 302 - Found	0.92%	2763
Code 304 - Not Modified	4.82%	14510
Code 400 - Bad Request	0.01%	24
Code 401 - Unauthorized	0.00%	5
Code 403 - Forbidden	0.01%	25
Code 404 - Not Found	9.81%	29522
Code 405 - Method Not Allowed	0.00%	7
Code 500 - Internal Server Error	0.03%	85
Code 501 - Not Implemented	0.00%	6



Daily Statistics for February 2015

Day	Hits		Files		Pages		Visits		Sites		KBytes	
15	15966	5.31%	13259	5.32%	2356	4.33%	549	5.66%	549	10.24%	2184996	3.86%
16	19108	6.35%	15726	6.31%	2584	4.74%	690	7.11%	715	13.33%	2809598	4.96%
17	20075	6.67%	16690	6.70%	2632	4.83%	732	7.54%	743	13.85%	4597551	8.12%
18	19081	6.34%	15754	6.32%	2281	4.19%	633	6.52%	672	12.53%	3207294	5.66%
19	20933	6.96%	17415	6.99%	3943	7.24%	694	7.15%	724	13.50%	3767287	6.65%
20	21721	7.22%	18614	7.47%	5074	9.31%	744	7.66%	751	14.00%	3812708	6.73%
21	24087	8.01%	18554	7.44%	7986	14.66%	668	6.88%	662	12.34%	2917860	5.15%
22	18193	6.05%	15352	6.16%	2043	3.75%	590	6.08%	641	11.95%	2718551	4.80%
23	32680	10.86%	28131	11.29%	4201	7.71%	726	7.48%	768	14.32%	10050762	17.75%
24	21393	7.11%	18082	7.25%	4223	7.75%	718	7.40%	758	14.13%	4392831	7.76%
25	19210	6.39%	16390	6.58%	2352	4.32%	700	7.21%	688	12.83%	3093731	5.46%
26	23778	7.90%	19374	7.77%	5753	10.56%	719	7.41%	693	12.92%	5310842	9.38%
27	23398	7.78%	17534	7.03%	3415	6.27%	798	8.22%	789	14.71%	3488129	6.16%
28	21195	7.05%	18372	7.37%	5630	10.34%	813	8.38%	775	14.45%	4264023	7.53%



Hourly Statistics for February 2015

Hour	Hits			Files			Pages			KBytes		
	Avg	Total		Avg	Total		Avg	Total		Avg	Total	
0	812	11380	3.78%	688	9641	3.87%	197	2768	5.08%	167458	2344405	4.14%
1	914	12803	4.26%	591	8282	3.32%	282	3961	7.27%	205127	2871781	5.07%
2	722	10118	3.36%	606	8497	3.41%	87	1224	2.25%	129550	1813696	3.20%
3	713	9995	3.32%	606	8495	3.41%	86	1214	2.23%	82329	1152602	2.04%
4	772	10817	3.60%	638	8937	3.59%	107	1500	2.75%	112436	1574099	2.78%
5	782	10957	3.64%	676	9464	3.80%	129	1812	3.33%	156246	2187438	3.86%
6	757	10609	3.53%	651	9116	3.66%	81	1146	2.10%	144596	2024351	3.58%
7	856	11988	3.99%	731	10234	4.11%	128	1800	3.30%	154677	2165471	3.82%
8	842	11792	3.92%	722	10111	4.06%	187	2621	4.81%	115439	1616147	2.85%
9	846	11845	3.94%	725	10151	4.07%	203	2849	5.23%	126039	1764548	3.12%
10	750	10504	3.49%	616	8627	3.46%	105	1470	2.70%	89632	1254844	2.22%
11	890	12466	4.14%	765	10717	4.30%	205	2871	5.27%	152344	2132816	3.77%
12	847	11871	3.95%	738	10339	4.15%	199	2796	5.13%	143292	2006087	3.54%
13	777	10879	3.62%	650	9106	3.65%	96	1356	2.49%	115899	1622587	2.87%
14	790	11070	3.68%	676	9469	3.80%	95	1341	2.46%	153569	2149959	3.80%
15	996	13950	4.64%	848	11883	4.77%	118	1652	3.03%	101010	1414138	2.50%
16	1084	15180	5.05%	914	12807	5.14%	122	1719	3.16%	191776	2684860	4.74%
17	1034	14482	4.81%	840	11763	4.72%	239	3357	6.16%	223350	3126894	5.52%
18	956	13387	4.45%	793	11103	4.45%	219	3076	5.65%	166845	2335827	4.13%
19	1206	16894	5.62%	908	12715	5.10%	113	1595	2.93%	227034	3178469	5.61%
20	1084	15179	5.05%	868	12158	4.88%	115	1623	2.98%	187148	2620075	4.63%
21	1145	16041	5.33%	948	13274	5.33%	326	4567	8.38%	565988	7923832	14.00%
22	1072	15018	4.99%	913	12785	5.13%	326	4569	8.39%	207876	2910269	5.14%
23	828	11593	3.85%	683	9573	3.84%	113	1586	2.91%	124355	1740969	3.08%

Top 30 of 3934 Total URLs

#	Hits		KBytes		URL
1	14144	4.70%	123452	0.22%	/data/view-data.php
2	13103	4.36%	151311	0.27%	/aws/
3	3030	1.01%	18169	0.03%	/
4	2657	0.88%	581	0.00%	/data/surface/awstext/8932.txt
5	2622	0.87%	6429	0.01%	/data/surface/awstext/8921.txt
6	2614	0.87%	14912	0.03%	/data/surface/awstext/8903.txt
7	2326	0.77%	14948	0.03%	/data/surface/awstext/21364.txt
8	2326	0.77%	17158	0.03%	/data/surface/awstext/8922.txt
9	2325	0.77%	5333	0.01%	/data/surface/awstext/7351.txt
10	2324	0.77%	11823	0.02%	/data/surface/awstext/21359.txt
11	2324	0.77%	17441	0.03%	/data/surface/awstext/8915.txt
12	2324	0.77%	15873	0.03%	/data/surface/awstext/8930.txt
13	2324	0.77%	17055	0.03%	/data/surface/awstext/8931.txt
14	2323	0.77%	15779	0.03%	/data/surface/awstext/21360.txt
15	2323	0.77%	18088	0.03%	/data/surface/awstext/21363.txt
16	2323	0.77%	399	0.00%	/data/surface/awstext/8697.txt
17	2323	0.77%	14960	0.03%	/data/surface/awstext/8910.txt
18	2323	0.77%	12919	0.02%	/data/surface/awstext/8923.txt
19	2323	0.77%	14840	0.03%	/data/surface/awstext/8936.txt
20	2300	0.76%	5271	0.01%	/data/surface/awstext/7354.txt
21	2300	0.76%	5052	0.01%	/data/surface/awstext/7356.txt

22	2298	0.76%	5598	0.01%	/data/surface/awstext/7350.txt
23	2293	0.76%	15921	0.03%	/data/surface/awstext/8911.txt
24	2285	0.76%	15741	0.03%	/data/surface/awstext/8906.txt
25	2285	0.76%	16236	0.03%	/data/surface/awstext/8924.txt
26	2285	0.76%	17339	0.03%	/data/surface/awstext/8985.txt
27	2284	0.76%	16154	0.03%	/data/surface/awstext/8904.txt
28	2284	0.76%	16216	0.03%	/data/surface/awstext/8905.txt
29	2284	0.76%	15289	0.03%	/data/surface/awstext/8927.txt
30	2284	0.76%	16039	0.03%	/data/surface/awstext/8988.txt
View All URLs					

Top 10 of 3934 Total URLs By KBytes					
#	Hits		KBytes		URL
1	271	0.09%	5015219	8.86%	/cmt/images/may09.mov
2	22	0.01%	3648338	6.44%	/data/satellite/composite/ant.ir.anim.kmz
3	28	0.01%	2422190	4.28%	/presentations/RIS14-15FieldSeason.pptx
4	28	0.01%	1299871	2.30%	/aws/documents/fieldreports/fieldreport2012.pdf
5	22	0.01%	1251009	2.21%	/aws/documents/fieldreports/aws_fldrpt1011.pdf
6	29	0.01%	1154169	2.04%	/aws/documents/fieldreports/aws_fldrpt0809.pdf
7	13	0.00%	708127	1.25%	/aws/documents/fieldreports/aws_fldrpt0607.pdf
8	5	0.00%	685915	1.21%	/meetings/meeting_05/talks/archer.ppt
9	9	0.00%	684167	1.21%	/meetings/meeting2014/presentations/AMOMF-Day2/dbarrett_LAWRS_Operations.pdf
10	12	0.00%	673692	1.19%	/aws/documents/fieldreports/aws_fldrpt0506.pdf

Top 10 of 265 Total Entry Pages					
#	Hits		Visits		URL
1	3030	1.01%	2345	28.67%	/
2	13103	4.36%	1441	17.62%	/aws/
3	14144	4.70%	1414	17.29%	/data/view-data.php
4	599	0.20%	563	6.88%	/blog/feed/
5	1930	0.64%	325	3.97%	/news/
6	603	0.20%	312	3.81%	/data/
7	338	0.11%	124	1.52%	/blog/
8	398	0.13%	102	1.25%	/aws/station_list.php
9	95	0.03%	84	1.03%	/blog/wp-cron.php
10	117	0.04%	83	1.01%	/links.html

Top 10 of 264 Total Exit Pages					
#	Hits		Visits		URL
1	3030	1.01%	2091	25.41%	/
2	14144	4.70%	1588	19.30%	/data/view-data.php
3	13103	4.36%	1494	18.16%	/aws/
4	599	0.20%	571	6.94%	/blog/feed/
5	1930	0.64%	337	4.10%	/news/
6	603	0.20%	240	2.92%	/data/
7	338	0.11%	125	1.52%	/blog/
8	117	0.04%	100	1.22%	/links.html
9	398	0.13%	86	1.05%	/aws/station_list.php
10	95	0.03%	84	1.02%	/blog/wp-cron.php

Top 100 of 5363 Total Sites

#	Hits		Files		KBytes		Visits		Hostname
1	105025	34.91%	100325	40.25%	634191	1.12%	0	0.00%	bslscene.nerc-bas.ac.uk
2	25498	8.48%	25498	10.23%	96718	0.17%	0	0.00%	wahoo.mmm.ucar.edu
3	11347	3.77%	10052	4.03%	723851	1.28%	9	0.09%	st-216-124-112-140.d64.org
4	9675	3.22%	8300	3.33%	2694498	4.76%	0	0.00%	nebraska.ssec.wisc.edu
5	9325	3.10%	8300	3.33%	2694498	4.76%	0	0.00%	lobbyowl.ssec.wisc.edu
6	8501	2.83%	8362	3.35%	1109506	1.96%	26	0.27%	static.88-198-180-41.clients.your-server.de
7	7825	2.60%	7600	3.05%	2466477	4.36%	0	0.00%	tropopause.aos.wisc.edu
8	7261	2.41%	7251	2.91%	942935	1.67%	19	0.20%	static.118.27.76.144.clients.your-server.de
9	7111	2.36%	6545	2.63%	2118509	3.74%	0	0.00%	caveowl.ssec.wisc.edu
10	5328	1.77%	0	0.00%	0	0.00%	333	3.43%	birch.ssec.wisc.edu
11	4119	1.37%	1110	0.45%	810769	1.43%	15	0.15%	permafrost.ssec.wisc.edu
12	3995	1.33%	3733	1.50%	1640115	2.90%	69	0.71%	b110088.yse.yahoo.net
13	2826	0.94%	2714	1.09%	267476	0.47%	116	1.20%	b110158.yse.yahoo.net
14	2643	0.88%	4	0.00%	122	0.00%	1	0.01%	ns223415.ovh.net
15	2545	0.85%	781	0.31%	148975	0.26%	3	0.03%	pc126.seg32.nipr.ac.jp
16	2324	0.77%	2324	0.93%	790	0.00%	0	0.00%	meteoexploration.info
17	1817	0.60%	1817	0.73%	657	0.00%	29	0.30%	user185.mbenzforums.net
18	1792	0.60%	1792	0.72%	1123201	1.98%	0	0.00%	rajja.pair.com
19	1721	0.57%	334	0.13%	72815	0.13%	44	0.45%	203.250.180.14
20	1328	0.44%	0	0.00%	6115	0.01%	139	1.43%	metnet.met.co.nz
21	1324	0.44%	0	0.00%	6096	0.01%	0	0.00%	springtime.dreamhost.com
22	1292	0.43%	0	0.00%	5949	0.01%	0	0.00%	c-98-248-133-229.hsd1.ca.comcast.net
23	1221	0.41%	683	0.27%	15545	0.03%	2	0.02%	dyn-72-33-94-125.uwnet.wisc.edu
24	1024	0.34%	0	0.00%	4715	0.01%	0	0.00%	151.190.254.108
25	1020	0.34%	909	0.36%	567249	1.00%	15	0.15%	87.110.30.198
26	982	0.33%	172	0.07%	36234	0.06%	77	0.79%	210.212.160.129
27	929	0.31%	559	0.22%	599721	1.06%	16	0.16%	snares.ssec.wisc.edu
28	831	0.28%	684	0.27%	949361	1.68%	140	1.44%	spider-199-21-99-206.yandex.com
29	795	0.26%	795	0.32%	307542	0.54%	0	0.00%	pool-74-104-20-146.bstnma.east.verizon.net
30	552	0.18%	552	0.22%	214982	0.38%	0	0.00%	pool-96-237-20-193.bstnma.east.verizon.net
31	528	0.18%	191	0.08%	190191	0.34%	100	1.03%	24-183-99-209.dhcp.mdsn.wi.charter.com
32	441	0.15%	397	0.16%	989939	1.75%	9	0.09%	ucb-np2-161.colorado.edu
33	440	0.15%	386	0.15%	555168	0.98%	7	0.07%	212-165-152-41.reverse.newskies.net
34	439	0.15%	388	0.16%	68040	0.12%	2	0.02%	c-24-7-138-238.hsd1.ca.comcast.net
35	430	0.14%	430	0.17%	5653	0.01%	1	0.01%	cr4.iparadigms.com
36	425	0.14%	211	0.08%	27018	0.05%	29	0.30%	203.250.180.13
37	420	0.14%	0	0.00%	1934	0.00%	0	0.00%	02ddd13f.bb.sky.com
38	385	0.13%	110	0.04%	56955	0.10%	9	0.09%	b3eab0c1.virtua.com.br
39	374	0.12%	355	0.14%	22648	0.04%	28	0.29%	5ed686df.cm-7-7c.dynamic.ziggo.nl
40	364	0.12%	358	0.14%	108913	0.19%	5	0.05%	zephyr.locean-ipsl.upmc.fr
41	359	0.12%	333	0.13%	56668	0.10%	19	0.20%	nat-kmi.oma.be
42	356	0.12%	270	0.11%	94344	0.17%	6	0.06%	203.250.179.193
43	356	0.12%	284	0.11%	552244	0.98%	9	0.09%	crawl-77.66.121.244.findxbot.com
44	353	0.12%	257	0.10%	2089112	3.69%	22	0.23%	165.189.60.11
45	350	0.12%	344	0.14%	459859	0.81%	5	0.05%	ip-a238.v4.net.inethd.net.pl
46	337	0.11%	165	0.07%	2589	0.00%	120	1.24%	crawl21.exabot.com
47	312	0.10%	312	0.13%	92165	0.16%	0	0.00%	cpe-184-153-255-140.twcny.res.rr.com
48	310	0.10%	288	0.12%	35169	0.06%	5	0.05%	cpe-98-15-174-182.hvc.res.rr.com
49	309	0.10%	305	0.12%	4866194	8.60%	2	0.02%	rita.aos.wisc.edu

50	294	0.10%	58	0.02%	1380	0.00%	1	0.01%	i220-220-151-56.s02.a001.ap.plala.or.jp
51	291	0.10%	291	0.12%	0	0.00%	39	0.40%	localhost
52	285	0.09%	142	0.06%	9034	0.02%	1	0.01%	cpe-70-94-244-209.new.res.rr.com
53	278	0.09%	261	0.10%	12673	0.02%	45	0.46%	b110132.yse.yahoo.net
54	274	0.09%	263	0.11%	942606	1.66%	4	0.04%	dyn-72-33-149-49.uwnet.wisc.edu
55	270	0.09%	213	0.09%	93458	0.17%	8	0.08%	host3.smn.gob.ar
56	264	0.09%	264	0.11%	1033	0.00%	44	0.45%	1.215.226.190
57	253	0.08%	201	0.08%	36001	0.06%	9	0.09%	74-194-226-156.pfvlcmta01.res.dyn.suddenlink.net
58	248	0.08%	0	0.00%	1142	0.00%	0	0.00%	ip-88-153-91-116.hsi04.unitymediagroup.de
59	242	0.08%	149	0.06%	78105	0.14%	10	0.10%	pc250.seg32.nipr.ac.jp
60	240	0.08%	240	0.10%	95673	0.17%	0	0.00%	pool-96-237-20-214.bstnma.east.verizon.net
61	237	0.08%	0	0.00%	1091	0.00%	0	0.00%	staticline-31-183-27-22.toya.net.pl
62	229	0.08%	133	0.05%	138553	0.24%	1	0.01%	21.red-80-29-39.adsl.static.ccgg.telefonica.net
63	228	0.08%	0	0.00%	0	0.00%	0	0.00%	findthatfile.com
64	228	0.08%	182	0.07%	1836	0.00%	7	0.07%	head.oat.ts.astro.it
65	218	0.07%	198	0.08%	29446	0.05%	0	0.00%	host189-192-static.14-188-b.business.telecomitalia.it
66	213	0.07%	208	0.08%	344693	0.61%	9	0.09%	198.150.12.30
67	198	0.07%	194	0.08%	14669	0.03%	2	0.02%	71-82-129-38.dhcp.roch.mn.charter.com
68	197	0.07%	187	0.08%	38785	0.07%	5	0.05%	132.181.42.182
69	196	0.07%	124	0.05%	395909	0.70%	5	0.05%	68-185-171-117.dhcp.mdsn.wi.charter.com
70	191	0.06%	190	0.08%	621	0.00%	1	0.01%	176.73.123.167
71	189	0.06%	173	0.07%	20782	0.04%	3	0.03%	ucb-np1-89.colorado.edu
72	188	0.06%	175	0.07%	36176	0.06%	4	0.04%	210.212.253.116
73	188	0.06%	167	0.07%	56792	0.10%	6	0.06%	84.122.190.23.dyn.user.ono.com
74	186	0.06%	180	0.07%	3874	0.01%	56	0.58%	we.love.servers.at.ioflood.com
75	185	0.06%	181	0.07%	105498	0.19%	1	0.01%	206.16.133.51
76	178	0.06%	177	0.07%	46833	0.08%	1	0.01%	94-21-226-171.pool.gnt.hu
77	176	0.06%	168	0.07%	68127	0.12%	1	0.01%	73.163.101.39
78	175	0.06%	173	0.07%	24177	0.04%	0	0.00%	firewall-e1.metoffice.gov.uk
79	168	0.06%	165	0.07%	57527	0.10%	3	0.03%	216-26-127-141.restechservices.net
80	168	0.06%	114	0.05%	37915	0.07%	6	0.06%	proxy-west.aero.org
81	167	0.06%	167	0.07%	0	0.00%	84	0.87%	amrc.ssec.wisc.edu
82	166	0.06%	166	0.07%	65534	0.12%	0	0.00%	pine.mmm.ucar.edu
83	164	0.05%	116	0.05%	61068	0.11%	6	0.06%	pc151.seg32.nipr.ac.jp
84	164	0.05%	142	0.06%	3151	0.01%	8	0.08%	rexone.ssec.wisc.edu
85	163	0.05%	163	0.07%	86167	0.15%	3	0.03%	ool-43531144.dyn.optonline.net
86	160	0.05%	154	0.06%	192190	0.34%	1	0.01%	dafgu-napt.it.gu.se
87	159	0.05%	130	0.05%	146933	0.26%	9	0.09%	snow.ssec.wisc.edu
88	158	0.05%	147	0.06%	72027	0.13%	3	0.03%	daredevil.ssec.wisc.edu
89	157	0.05%	151	0.06%	32767	0.06%	4	0.04%	cpe-190-55-196-227.telecentro-reversos.com.ar
90	155	0.05%	147	0.06%	30521	0.05%	2	0.02%	96-42-24-54.dhcp.mdsn.wi.charter.com
91	154	0.05%	149	0.06%	10458	0.02%	2	0.02%	192.40.127.181
92	154	0.05%	124	0.05%	24022	0.04%	0	0.00%	195.81.66.230
93	149	0.05%	148	0.06%	32053	0.06%	1	0.01%	vilpc0134.rdg.ac.uk
94	147	0.05%	110	0.04%	41003	0.07%	4	0.04%	75-135-72-143.dhcp.mdsn.wi.charter.com
95	147	0.05%	114	0.05%	1174	0.00%	11	0.11%	d31128.smhi.se
96	145	0.05%	100	0.04%	1769	0.00%	21	0.22%	sogospider-61-135-189-189.crawl.sogou.com
97	143	0.05%	138	0.06%	1997	0.00%	7	0.07%	29-175-238-213.ip.idealhosting.net.tr
98	143	0.05%	141	0.06%	54518	0.10%	5	0.05%	skua.ssec.wisc.edu
99	140	0.05%	133	0.05%	25313	0.04%	1	0.01%	br152-106.ifremer.fr
100	139	0.05%	76	0.03%	17189	0.03%	7	0.07%	249.114.125.189.static.impsat.net.br

[View All Sites](#)

Top 10 of 5363 Total Sites By KBytes

#	Hits		Files		KBytes		Visits		Hostname
1	309	0.10%	305	0.12%	4866194	8.60%	2	0.02%	rita.aos.wisc.edu
2	9325	3.10%	8300	3.33%	2694498	4.76%	0	0.00%	lobbyowl.ssec.wisc.edu
3	9675	3.22%	8300	3.33%	2694498	4.76%	0	0.00%	nebraska.ssec.wisc.edu
4	7825	2.60%	7600	3.05%	2466477	4.36%	0	0.00%	tropopause.aos.wisc.edu
5	7111	2.36%	6545	2.63%	2118509	3.74%	0	0.00%	caveowl.ssec.wisc.edu
6	353	0.12%	257	0.10%	2089112	3.69%	22	0.23%	165.189.60.11
7	3995	1.33%	3733	1.50%	1640115	2.90%	69	0.71%	b110088.yse.yahoo.net
8	1792	0.60%	1792	0.72%	1123201	1.98%	0	0.00%	rajja.pair.com
9	8501	2.83%	8362	3.35%	1109506	1.96%	26	0.27%	static.88-198-180-41.clients.your-server.de
10	441	0.15%	397	0.16%	989939	1.75%	9	0.09%	ucb-np2-161.colorado.edu

Top 30 of 835 Total Referrers

#	Hits		Referrer
1	205008	68.15%	- (Direct Request)
2	26111	8.68%	http://www.ssec.wisc.edu/owl-lobby/loop.html
3	13844	4.60%	http://amrc.ssec.wisc.edu/blog/
4	12062	4.01%	http://amrc.ssec.wisc.edu/data/view-data.php
5	7825	2.60%	http://sysadm.aos.wisc.edu/~poker/owl-1443/loop.html
6	5377	1.79%	http://amrc.ssec.wisc.edu/data/
7	4326	1.44%	http://amrc.ssec.wisc.edu/aws/index.php
8	2382	0.79%	http://amrc.ssec.wisc.edu/
9	2324	0.77%	nt
10	1664	0.55%	http://arctic.ssec.wisc.edu/data/view-data.php
11	1078	0.36%	https://amrc.ssec.wisc.edu/data/view-data.php
12	1024	0.34%	http://hpcweb/space/Lobby/lobby10/RING07.HTM
13	698	0.23%	http://amrc.ssec.wisc.edu/style.css
14	683	0.23%	http://amrc.ssec.wisc.edu/aws/
15	601	0.20%	http://www.eldoradocountyweather.com/satellite/ssec/antarctica-composite-ir.html
16	536	0.18%	http://www.persicetometeo.com/public/artico_monitoring.htm
17	484	0.16%	https://amrc.ssec.wisc.edu/db__admin/index.php
18	479	0.16%	https://amrc.ssec.wisc.edu/blog/wp-admin/post-new.php
19	370	0.12%	https://www.google.com/
20	352	0.12%	http://www.adventure-antarctica.de/
21	291	0.10%	http://uwamrc.ssec.wisc.edu/
22	288	0.10%	http://amrc.ssec.wisc.edu/aws/station_list.php
23	288	0.10%	http://www.cenobite-2012.blogspot.de/p/sonnenaktivitat-live.html
24	270	0.09%	http://amrc.ssec.wisc.edu
25	266	0.09%	http://www.google.com/url
26	263	0.09%	http://amrc.ssec.wisc.edu/blog/2015/02/27/end-of-aws-field-season-2014-2015/
27	249	0.08%	http://www.google.fr/url
28	242	0.08%	http://www.astroflesz.pl/aktualnosci/artykuly-astronomiczne/astronomiczny-sprzet/9-rodzaje-montazy-astronomicznych
29	235	0.08%	http://amrc.ssec.wisc.edu/aboutus/
30	226	0.08%	http://www.smn.gov.ar/

[View All Referrers](#)

Top 13 of 13 Total Search Strings

#	Search String
1	

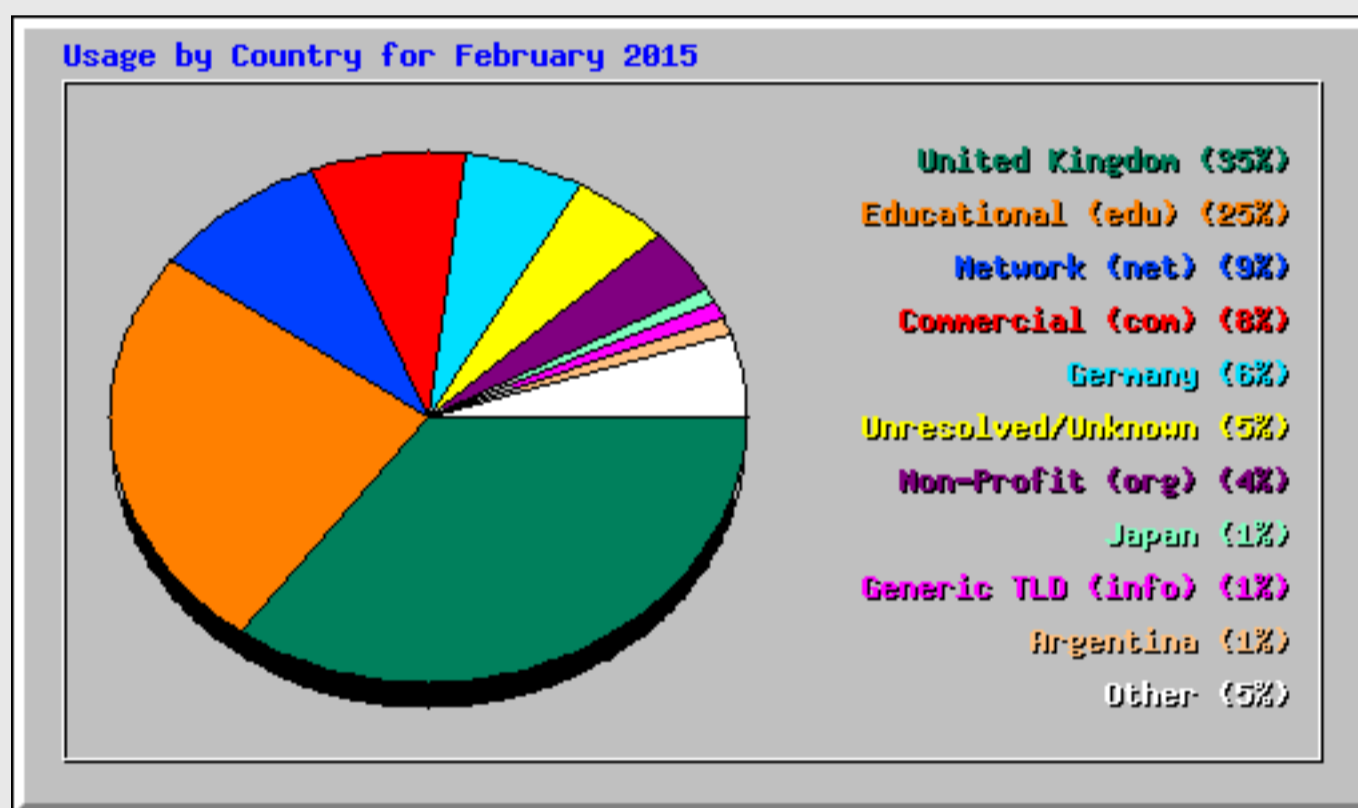
#	Hits		Search String
1	153	91.62%	http://amrc.ssec.wisc.edu/blog/
2	2	1.20%	antarctic aws stations
3	2	1.20%	antarctica meteorology
4	1	0.60%	amrc
5	1	0.60%	antarctic automatic weather stations
6	1	0.60%	antarctic research projects
7	1	0.60%	antarctic weather stations map
8	1	0.60%	antarctica map of stations
9	1	0.60%	byrd station
10	1	0.60%	ftp amrc
11	1	0.60%	satellites that use mcmurdo
12	1	0.60%	ssec history
13	1	0.60%	weather equipment research project

Top 50 of 383 Total User Agents

#	Hits		User Agent
1	110353	36.68%	Wget/1.11.4 Red Hat modified
2	93602	31.12%	Mozilla/5
3	25511	8.48%	Python-urllib/1.17
4	15785	5.25%	MegaIndex
5	8724	2.90%	MSIE 7
6	7476	2.49%	Yahoo! Slurp
7	3335	1.11%	bingbot/2
8	2563	0.85%	Googlebot/2
9	2421	0.80%	Java/1.8.0_31
10	2324	0.77%	curl/7.19.7 (x86_64-redhat-linux-gnu) libcurl/7.19.7 NSS/3.16.2.3 Basic ECC zlib/1.2.8 libidn/1.18 libssh2/1.4.2
11	2191	0.73%	Baiduspider/2
12	1905	0.63%	Googlebot-Image/1.0
13	1817	0.60%	Windows NT 6
14	1792	0.60%	Wget/1.12 (freebsd8.1)
15	1756	0.58%	Mozilla/3.0 (compatible)
16	1632	0.54%	Mozilla/4
17	1587	0.53%	Java/1.7.0_71
18	1449	0.48%	MSIE 9
19	1420	0.47%	MSIE 8
20	826	0.27%	MSIE 10
21	773	0.26%	YandexBot/3
22	463	0.15%	Mozilla/4.0 (compatible;)
23	430	0.14%	TurnitinBot/3.0 (http://www.turnitin.com/robot/crawlerinfo.html)
24	392	0.13%	MSIE 6
25	368	0.12%	Exabot/3
26	356	0.12%	Findxbot/1
27	353	0.12%	Ultraseek
28	291	0.10%	Apache/2.2.15 (CentOS) (internal dummy connection)
29	258	0.09%	Quicktime/7.2.0
30	246	0.08%	Linux x86_64
31	240	0.08%	Opera 9
32	213	0.07%	facebookexternalhit/1.1 (+http://www.facebook.com/externalhit_uatext.php)
33	188	0.06%	Baiduspider-image+(+http://www.baidu.com/search/spider.htm)\nReferer: http://image.baidu.com/i?ct=503316480&z=0&tn=baiduimag
34	180	0.06%	sqlmap/1.0-dev-25eca9d (http://sqlmap.org)

35	177	0.06%	MSIE 5
36	152	0.05%	+MSIE+6
37	152	0.05%	Opera 8
38	144	0.05%	Sogou web spider/4.0(+http://www.sogou.com/docs/help/webmasters.htm#07)
39	140	0.05%	YandexImages/3
40	133	0.04%	Mozilla"
41	124	0.04%	Wotbox/2.01 (+http://www.wotbox.com/bot/)
42	120	0.04%	Java/1.6.0
43	106	0.04%	crawler4j (http://code.google.com/p/crawler4j/)
44	104	0.03%	SputnikBot/2
45	97	0.03%	Wget/1.12 (linux-gnu)
46	96	0.03%	Wget/1.16 (mingw32)
47	95	0.03%	WordPress/4.0.1; http://amrc.ssec.wisc.edu/blog
48	94	0.03%	Java/1.6.0_33
49	91	0.03%	bingbot/3
50	89	0.03%	Googlebot/2.1 (+http://www.google.com/bot.html)

[View All User Agents](#)



Top 30 of 84 Total Countries							
#	Hits		Files		KBytes		Country
1	105711	35.14%	100936	40.50%	749968	1.32%	United Kingdom
2	75486	25.09%	62479	25.07%	21426362	37.84%	Educational (edu)
3	25942	8.62%	19746	7.92%	5793686	10.23%	Network (net)
4	25014	8.32%	17593	7.06%	12617825	22.29%	Commercial (com)
5	18494	6.15%	16554	6.64%	2522008	4.45%	Germany
6	16376	5.44%	10884	4.37%	8595245	15.18%	Unresolved/Unknown
7	11589	3.85%	10191	4.09%	769137	1.36%	Non-Profit (org)
8	3935	1.31%	1659	0.67%	466117	0.82%	Japan
9	2337	0.78%	2337	0.94%	824	0.00%	Generic TLD (info)
10	2103	0.70%	1631	0.65%	199178	0.35%	Argentina
11	1834	0.61%	1697	0.68%	309504	0.55%	Italy
12	1661	0.55%	250	0.10%	75001	0.13%	New Zealand
13	1258	0.42%	446	0.18%	475678	0.84%	Poland
14	1178	0.39%	590	0.24%	104921	0.19%	Brazil
15	695	0.23%	529	0.21%	47517	0.08%	US Government (gov)
16	681	0.23%	640	0.26%	146942	0.26%	France

17	646	0.21%	436	0.17%	429026	0.76%	Russian Federation
18	633	0.21%	573	0.23%	90483	0.16%	Netherlands
19	567	0.19%	522	0.21%	121751	0.22%	Belgium
20	473	0.16%	428	0.17%	108591	0.19%	US Military (mil)
21	394	0.13%	333	0.13%	199908	0.35%	Sweden
22	331	0.11%	236	0.09%	187071	0.33%	European Union
23	329	0.11%	243	0.10%	20626	0.04%	Australia
24	326	0.11%	189	0.08%	5762	0.01%	Turkey
25	284	0.09%	256	0.10%	20696	0.04%	Canada
26	189	0.06%	162	0.06%	22469	0.04%	Switzerland
27	187	0.06%	186	0.07%	50195	0.09%	Hungary
28	158	0.05%	113	0.05%	3349	0.01%	Finland
29	157	0.05%	148	0.06%	30759	0.05%	Denmark
30	142	0.05%	102	0.04%	20181	0.04%	Mexico