

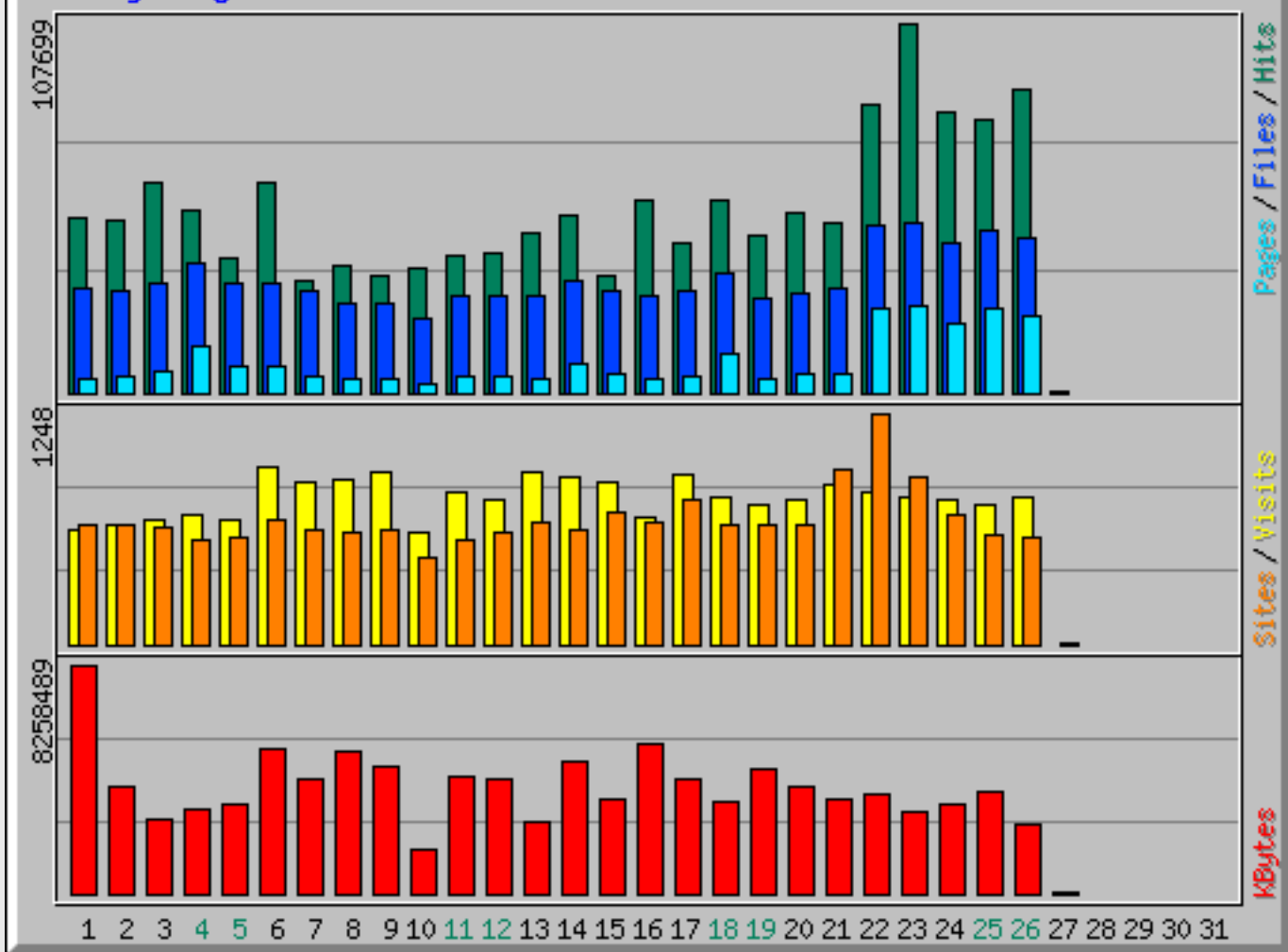
Usage Statistics for amrc.ssec.wisc.edu

Summary Period: June 2016
Generated 27-Jun-2016 01:01 UTC

[\[Daily Statistics\]](#) [\[Hourly Statistics\]](#) [\[URLs\]](#) [\[Entry\]](#) [\[Exit\]](#) [\[Sites\]](#) [\[Referrers\]](#) [\[Search\]](#) [\[Users\]](#) [\[Agents\]](#) [\[Countries\]](#)

Monthly Statistics for June 2016		
Total Hits	1413089	
Total Files	856512	
Total Pages	241368	
Total Visits	20426	
Total KBytes	101337791	
Total Unique Sites	10035	
Total Unique URLs	14111	
Total Unique Referrers	1044	
Total Unique Usernames	3	
Total Unique User Agents	364	
	Avg	Max
Hits per Hour	2180	9920
Hits per Day	52336	107699
Files per Day	31722	49278
Pages per Day	8939	25612
Sites per Day	371	1248
Visits per Day	756	960
KBytes per Day	3753252	8258489
Hits by Response Code		
Code 200 - OK	60.61%	856512
Code 206 - Partial Content	0.86%	12131
Code 301 - Moved Permanently	0.17%	2458
Code 302 - Found	0.01%	116
Code 304 - Not Modified	0.86%	12212
Code 400 - Bad Request	0.01%	111
Code 401 - Unauthorized	0.00%	16
Code 403 - Forbidden	0.02%	286
Code 404 - Not Found	37.45%	529132
Code 405 - Method Not Allowed	0.00%	12
Code 500 - Internal Server Error	0.01%	97
Code 501 - Not Implemented	0.00%	6

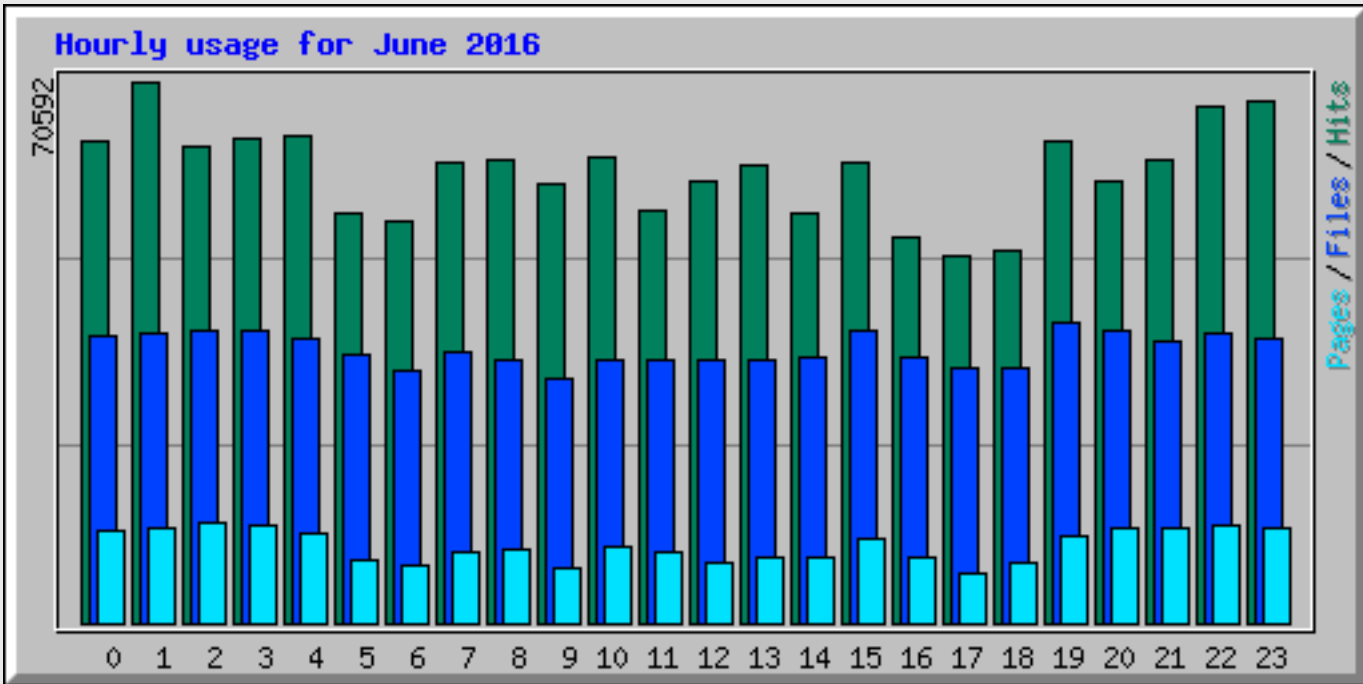
Daily usage for June 2016



Daily Statistics for June 2016

Day	Hits		Files		Pages		Visits		Sites		KBytes	
1	51034	3.61%	30143	3.52%	4373	1.81%	623	3.05%	640	6.38%	8258489	8.15%
2	50423	3.57%	29484	3.44%	5043	2.09%	651	3.19%	641	6.39%	3887481	3.84%
3	61340	4.34%	31518	3.68%	6485	2.69%	676	3.31%	635	6.33%	2687757	2.65%
4	53448	3.78%	37607	4.39%	13553	5.62%	696	3.41%	560	5.58%	3021991	2.98%
5	38909	2.75%	31941	3.73%	7642	3.17%	676	3.31%	579	5.77%	3200348	3.16%
6	61138	4.33%	32156	3.75%	7954	3.30%	960	4.70%	671	6.69%	5209287	5.14%
7	32567	2.30%	29774	3.48%	4984	2.06%	874	4.28%	618	6.16%	4126331	4.07%
8	37065	2.62%	25792	3.01%	4335	1.80%	882	4.32%	598	5.96%	5156012	5.09%
9	33772	2.39%	25851	3.02%	4314	1.79%	928	4.54%	619	6.17%	4577175	4.52%
10	36467	2.58%	21319	2.49%	2489	1.03%	610	2.99%	467	4.65%	1548901	1.53%
11	39663	2.81%	28041	3.27%	4429	1.83%	822	4.02%	563	5.61%	4264599	4.21%
12	41013	2.90%	27922	3.26%	4572	1.89%	779	3.81%	609	6.07%	4117277	4.06%
13	46453	3.29%	28550	3.33%	4390	1.82%	932	4.56%	656	6.54%	2610243	2.58%
14	51480	3.64%	32658	3.81%	8638	3.58%	902	4.42%	619	6.17%	4729279	4.67%
15	33751	2.39%	29531	3.45%	5440	2.25%	869	4.25%	708	7.06%	3374157	3.33%
16	55900	3.96%	28217	3.29%	4161	1.72%	683	3.34%	657	6.55%	5380624	5.31%
17	43606	3.09%	29967	3.50%	4821	2.00%	917	4.49%	781	7.78%	4172469	4.12%
18	56274	3.98%	34822	4.07%	11275	4.67%	798	3.91%	643	6.41%	3271575	3.23%
19	45583	3.23%	27469	3.21%	4215	1.75%	751	3.68%	651	6.49%	4464639	4.41%
20	52607	3.72%	29033	3.39%	5165	2.14%	778	3.81%	650	6.48%	3833505	3.78%
21	49499	3.50%	30146	3.52%	5631	2.33%	855	4.19%	944	9.41%	3421726	3.38%
22	83626	5.92%	48748	5.69%	24585	10.19%	814	3.99%	1248	12.44%	3620755	3.57%

23	107699	7.62%	49278	5.75%	25612	10.61%	790	3.87%	902	8.99%	2969420	2.93%
24	81909	5.80%	43889	5.12%	20502	8.49%	781	3.82%	695	6.93%	3241105	3.20%
25	79750	5.64%	47352	5.53%	24472	10.14%	749	3.67%	587	5.85%	3692697	3.64%
26	88110	6.24%	45304	5.29%	22288	9.23%	789	3.86%	580	5.78%	2499790	2.47%
27	3	0.00%	0	0.00%	0	0.00%	0	0.00%	2	0.02%	159	0.00%



Hourly Statistics for June 2016

Hour	Hits			Files			Pages			KBytes		
	Avg	Total		Avg	Total		Avg	Total		Avg	Total	
0	2321	62687	4.44%	1379	37239	4.35%	438	11846	4.91%	89148	2406991	2.38%
1	2614	70592	5.00%	1395	37689	4.40%	456	12315	5.10%	159499	4306486	4.25%
2	2298	62059	4.39%	1407	38000	4.44%	477	12897	5.34%	127253	3435818	3.39%
3	2331	62954	4.46%	1404	37916	4.43%	465	12560	5.20%	152654	4121665	4.07%
4	2347	63382	4.49%	1368	36944	4.31%	435	11751	4.87%	123374	3331104	3.29%
5	1980	53464	3.78%	1288	34779	4.06%	300	8112	3.36%	157234	4245321	4.19%
6	1932	52184	3.69%	1220	32941	3.85%	279	7550	3.13%	125525	3389176	3.34%
7	2215	59830	4.23%	1306	35287	4.12%	342	9241	3.83%	141194	3812233	3.76%
8	2239	60465	4.28%	1266	34203	3.99%	353	9557	3.96%	174435	4709734	4.65%
9	2120	57241	4.05%	1175	31737	3.71%	260	7046	2.92%	94849	2560927	2.53%
10	2249	60727	4.30%	1267	34224	4.00%	369	9987	4.14%	92386	2494409	2.46%
11	1993	53824	3.81%	1270	34304	4.01%	347	9375	3.88%	125912	3399619	3.35%
12	2129	57509	4.07%	1268	34252	4.00%	287	7767	3.22%	179821	4855155	4.79%
13	2210	59672	4.22%	1273	34394	4.02%	314	8482	3.51%	153029	4131787	4.08%
14	1980	53477	3.78%	1282	34633	4.04%	319	8627	3.57%	188541	5090599	5.02%
15	2221	59984	4.24%	1403	37905	4.43%	399	10792	4.47%	271749	7337218	7.24%
16	1866	50404	3.57%	1286	34743	4.06%	312	8430	3.49%	194107	5240887	5.17%
17	1770	47799	3.38%	1235	33363	3.90%	238	6440	2.67%	289895	7827172	7.72%
18	1801	48640	3.44%	1232	33269	3.88%	295	7969	3.30%	157436	4250765	4.19%
19	2327	62850	4.45%	1445	39033	4.56%	417	11263	4.67%	165190	4460134	4.40%
20	2133	57602	4.08%	1405	37946	4.43%	454	12280	5.09%	201470	5439702	5.37%
21	2238	60449	4.28%	1364	36838	4.30%	453	12238	5.07%	119879	3236727	3.19%

22	2488	67184	4.75%	1398	37764	4.41%	464	12536	5.19%	140942	3805437	3.76%
23	2522	68110	4.82%	1374	37109	4.33%	455	12307	5.10%	127730	3448721	3.40%

Top 30 of 14111 Total URLs												
#	Hits		KBytes		URL							
1	126748	8.97%	1641179	1.62%	/aws/							
2	24854	1.76%	168157	0.17%	/							
3	18608	1.32%	159392	0.16%	/data/view-data.php							
4	16688	1.18%	23860	0.02%	/blog/xmlrpc.php							
5	12422	0.88%	35525	0.04%	/data/surface/awstext/8921.txt							
6	12420	0.88%	85844	0.08%	/data/surface/awstext/8903.txt							
7	11863	0.84%	50729	0.05%	/data/surface/awstext/8918.txt							
8	11863	0.84%	85230	0.08%	/data/surface/awstext/8927.txt							
9	11862	0.84%	74764	0.07%	/data/surface/awstext/8905.txt							
10	11852	0.84%	81643	0.08%	/data/surface/awstext/8985.txt							
11	11849	0.84%	83011	0.08%	/data/surface/awstext/21357.txt							
12	11846	0.84%	84860	0.08%	/data/surface/awstext/30393.txt							
13	11845	0.84%	80511	0.08%	/data/surface/awstext/21358.txt							
14	11842	0.84%	74394	0.07%	/data/surface/awstext/8934.txt							
15	11839	0.84%	75251	0.07%	/data/surface/awstext/8947.txt							
16	11836	0.84%	74643	0.07%	/data/surface/awstext/8906.txt							
17	11836	0.84%	77179	0.08%	/data/surface/awstext/8913.txt							
18	11834	0.84%	70374	0.07%	/data/surface/awstext/8928.txt							
19	11833	0.84%	69469	0.07%	/data/surface/awstext/8988.txt							
20	11832	0.84%	84766	0.08%	/data/surface/awstext/21361.txt							
21	11831	0.84%	71443	0.07%	/data/surface/awstext/8911.txt							
22	11831	0.84%	56445	0.06%	/data/surface/awstext/8916.txt							
23	11828	0.84%	70589	0.07%	/data/surface/awstext/8900.txt							
24	11828	0.84%	3061	0.00%	/data/surface/awstext/8914.txt							
25	11827	0.84%	15921	0.02%	/data/surface/awstext/8924.txt							
26	11826	0.84%	75979	0.07%	/data/surface/awstext/8904.txt							
27	11825	0.84%	4976	0.00%	/data/surface/awstext/8989.txt							
28	11824	0.84%	39947	0.04%	/data/surface/awstext/9116.txt							
29	11823	0.84%	29187	0.03%	/data/surface/awstext/8984.txt							
30	11805	0.84%	2029	0.00%	/data/surface/awstext/8912.txt							

[View All URLs](#)

Top 10 of 14111 Total URLs By KBytes												
#	Hits		KBytes		URL							
1	23	0.00%	2798877	2.76%	/data/satellite/composite/ant.ir.anim.kmz							
2	172	0.01%	2710867	2.68%	/aws/documents/fieldreports/aws_fldrpt1112.pdf							
3	31	0.00%	2301616	2.27%	/aws/documents/fieldreports/aws_fldrpt1011.pdf							
4	33	0.00%	2124284	2.10%	/aws/documents/fieldreports/aws_fldrpt0607.pdf							

5	31	0.00%	2088382	2.06%	/aws/documents/fieldreports/aws_fldrpt0506.pdf
6	42	0.00%	1925844	1.90%	/aws/documents/fieldreports/aws_fldrpt0809.pdf
7	126748	8.97%	1641179	1.62%	/aws/
8	10	0.00%	1371830	1.35%	/meetings/meeting_05/talks/archer.ppt
9	1	0.00%	1307052	1.29%	/presentations/MiddleSchoolPresentations.pptx
10	12	0.00%	1302349	1.29%	/usap/byrd/1957-1972.txt

Top 10 of 419 Total Entry Pages

#	Hits		Visits		URL
1	126748	8.97%	5215	30.72%	/aws/
2	24854	1.76%	4030	23.74%	/
3	18608	1.32%	2487	14.65%	/data/view-data.php
4	1032	0.07%	932	5.49%	/blog/feed/
5	1133	0.08%	518	3.05%	/data/
6	5585	0.40%	409	2.41%	/news/
7	8884	0.63%	220	1.30%	/aws/map.php
8	248	0.02%	171	1.01%	/blog/
9	1953	0.14%	153	0.90%	/aws/station_list.php
10	16688	1.18%	152	0.90%	/blog/xmlrpc.php

Top 10 of 433 Total Exit Pages

#	Hits		Visits		URL
1	126748	8.97%	5340	30.13%	/aws/
2	24854	1.76%	3560	20.09%	/
3	18608	1.32%	2802	15.81%	/data/view-data.php
4	1032	0.07%	935	5.28%	/blog/feed/
5	619	0.04%	618	3.49%	/data/surface/awstext/
6	5585	0.40%	441	2.49%	/news/
7	1133	0.08%	355	2.00%	/data/
8	8884	0.63%	269	1.52%	/aws/map.php
9	16688	1.18%	172	0.97%	/blog/xmlrpc.php
10	248	0.02%	171	0.96%	/blog/

Top 100 of 10035 Total Sites

#	Hits		Files		KBytes		Visits		Hostname
1	505190	35.75%	487534	56.92%	2848589	2.81%	0	0.00%	bslscene.nerc-bas.ac.uk
2	103200	7.30%	0	0.00%	475184	0.47%	0	0.00%	tropopause.aos.wisc.edu
3	47836	3.39%	47215	5.51%	232254	0.23%	617	3.02%	wahoo.mmm.ucar.edu
4	32671	2.31%	32177	3.76%	400863	0.40%	12	0.06%	static.80.83.243.136.clients.your-server.de
5	18610	1.32%	18328	2.14%	225497	0.22%	5	0.02%	static.148.69.251.148.clients.your-server.de
6	18480	1.31%	18480	2.16%	127519	0.13%	3	0.01%	varys.ssec.wisc.edu
7	17773	1.26%	0	0.00%	81836	0.08%	0	0.00%	61.159.153.74

8	17624	1.25%	0	0.00%	81150	0.08%	0	0.00%	115.28.142.175
9	17349	1.23%	0	0.00%	42451	0.04%	0	0.00%	120.24.43.9
10	16007	1.13%	0	0.00%	73704	0.07%	0	0.00%	121.13.221.82
11	14998	1.06%	14956	1.75%	526713	0.52%	2	0.01%	static.227.58.9.176.clients.your-server.de
12	14228	1.01%	13995	1.63%	175237	0.17%	5	0.02%	static.111.224.76.144.clients.your-server.de
13	12762	0.90%	12528	1.46%	149031	0.15%	6	0.03%	static.68.36.243.136.clients.your-server.de
14	12309	0.87%	12309	1.44%	4736	0.00%	21	0.10%	146.185.251.48
15	10176	0.72%	0	0.00%	46855	0.05%	0	0.00%	124.202.199.82
16	9989	0.71%	0	0.00%	45994	0.05%	0	0.00%	60.13.132.38
17	9872	0.70%	0	0.00%	0	0.00%	617	3.02%	birch.ssec.wisc.edu
18	9810	0.69%	8927	1.04%	4905650	4.84%	55	0.27%	b110342.yse.yahoo.net
19	9107	0.64%	8981	1.05%	112658	0.11%	4	0.02%	h21.psprox.com
20	8936	0.63%	0	0.00%	41146	0.04%	0	0.00%	120.25.214.118
21	8934	0.63%	0	0.00%	41137	0.04%	0	0.00%	101.200.195.6
22	8925	0.63%	0	0.00%	41095	0.04%	0	0.00%	120.26.203.208
23	8922	0.63%	0	0.00%	41081	0.04%	0	0.00%	115.29.77.207
24	8918	0.63%	0	0.00%	41063	0.04%	0	0.00%	116.231.198.126
25	8914	0.63%	0	0.00%	41044	0.04%	0	0.00%	101.201.31.96
26	8910	0.63%	0	0.00%	41026	0.04%	0	0.00%	61.146.233.116
27	8904	0.63%	0	0.00%	40998	0.04%	0	0.00%	101.201.113.126
28	8842	0.63%	0	0.00%	40713	0.04%	0	0.00%	121.43.230.34
29	8819	0.62%	0	0.00%	40607	0.04%	0	0.00%	139.196.209.233
30	8690	0.61%	0	0.00%	40013	0.04%	0	0.00%	113.224.150.135
31	8685	0.61%	0	0.00%	39990	0.04%	0	0.00%	120.25.205.181
32	8683	0.61%	0	0.00%	39981	0.04%	0	0.00%	120.52.24.129
33	8670	0.61%	0	0.00%	39921	0.04%	0	0.00%	182.246.91.113
34	8658	0.61%	0	0.00%	39866	0.04%	0	0.00%	123.57.141.93
35	8648	0.61%	0	0.00%	39820	0.04%	0	0.00%	119.1.234.251
36	8465	0.60%	0	0.00%	38977	0.04%	0	0.00%	113.108.189.51
37	8463	0.60%	0	0.00%	38968	0.04%	0	0.00%	120.25.252.249
38	8430	0.60%	0	0.00%	38816	0.04%	0	0.00%	119.29.251.159
39	8389	0.59%	0	0.00%	38627	0.04%	0	0.00%	218.201.111.115
40	8313	0.59%	0	0.00%	38277	0.04%	0	0.00%	121.42.183.123
41	7988	0.57%	7265	0.85%	2392321	2.36%	388	1.90%	spider-5-255-250-10.yandex.com
42	7858	0.56%	0	0.00%	36182	0.04%	0	0.00%	14.212.84.44
43	7757	0.55%	5281	0.62%	1328370	1.31%	1	0.00%	dslb-188-096-060-101.188.096.pools.vodafone-ip.de
44	7451	0.53%	0	0.00%	34308	0.03%	0	0.00%	115.28.74.195
45	7423	0.53%	0	0.00%	34179	0.03%	0	0.00%	221.3.134.165
46	7287	0.52%	0	0.00%	33553	0.03%	0	0.00%	114.111.166.250
47	7121	0.50%	0	0.00%	32789	0.03%	0	0.00%	123.57.93.56
48	6974	0.49%	0	0.00%	32112	0.03%	0	0.00%	180.175.244.241
49	6491	0.46%	6374	0.74%	78866	0.08%	3	0.01%	static.232.33.243.136.clients.your-server.de
50	5953	0.42%	5875	0.69%	73821	0.07%	2	0.01%	static.78-46-32-163.clients.your-server.de
51	5598	0.40%	0	0.00%	25776	0.03%	0	0.00%	61.172.115.195
52	5559	0.39%	0	0.00%	25596	0.03%	0	0.00%	139.196.49.112
53	5285	0.37%	1293	0.15%	67484	0.07%	307	1.50%	14.139.119.1

99	544	0.04%	0	0.00%	2505	0.00%	0	0.00%	110.201.115.2
100	512	0.04%	0	0.00%	2358	0.00%	0	0.00%	222.72.133.182

[View All Sites](#)

Top 10 of 10035 Total Sites By KBytes

#	Hits		Files		KBytes		Visits		Hostname
1	1072	0.08%	676	0.08%	5676000	5.60%	74	0.36%	165.189.60.11
2	9810	0.69%	8927	1.04%	4905650	4.84%	55	0.27%	b110342.yse.yahoo.net
3	389	0.03%	389	0.05%	3338547	3.29%	1	0.00%	c-50-159-95-11.hsd1.wa.comcast.net
4	505190	35.75%	487534	56.92%	2848589	2.81%	0	0.00%	bslcene.nerc-bas.ac.uk
5	7988	0.57%	7265	0.85%	2392321	2.36%	388	1.90%	spider-5-255-250-10.yandex.com
6	457	0.03%	451	0.05%	1920366	1.90%	91	0.45%	baiduspider-180-76-15-141.crawl.baidu.com
7	3328	0.24%	3328	0.39%	1514718	1.49%	0	0.00%	rajja.pair.com
8	7757	0.55%	5281	0.62%	1328370	1.31%	1	0.00%	dslb-188-096-060-101.188.096.pools.vodafone-ip.de
9	466	0.03%	459	0.05%	670636	0.66%	92	0.45%	baiduspider-180-76-15-152.crawl.baidu.com
10	1329	0.09%	1279	0.15%	654549	0.65%	101	0.49%	ec2-52-3-105-23.compute-1.amazonaws.com

Top 30 of 1044 Total Referrers

#	Hits		Referrer
1	1218090	86.20%	- (Direct Request)
2	103200	7.30%	http://sysadm.aos.wisc.edu/~poker/owl-1443/loop.html
3	25785	1.82%	http://amrc.ssec.wisc.edu/data/view-data.php
4	6466	0.46%	http://amrc.ssec.wisc.edu/data/
5	4312	0.31%	nt
6	3767	0.27%	http://amrc.ssec.wisc.edu/aws/index.php
7	3064	0.22%	http://hpcweb.corp.exelisinc.com/space/Lobby/lobby10/RING07.HTM
8	2471	0.17%	https://amrc.ssec.wisc.edu/data/view-data.php
9	2113	0.15%	http://amrc.ssec.wisc.edu/
10	1222	0.09%	http://arctic.ssec.wisc.edu/data/view-data.php
11	1222	0.09%	https://amrc.ssec.wisc.edu/
12	1091	0.08%	http://amrc.ssec.wisc.edu/blog/
13	1019	0.07%	https://www.google.com/
14	959	0.07%	http://www.eltiempodelosaficionados.com/SITUACIONACTUAL.html
15	797	0.06%	https://amrc.ssec.wisc.edu/data/
16	759	0.05%	http://amrc.ssec.wisc.edu/data/satellite/composite/IRHOURLY-1024/
17	736	0.05%	http://arctic.ssec.wisc.edu/data/noaa/IR-loop-L/
18	709	0.05%	http://www.eldoradocountyweather.com/satellite/ssec/antarctica-composite-ir.html
19	662	0.05%	http://www.adventure-antarctica.de/
20	629	0.04%	https://amrc.ssec.wisc.edu/repository
21	522	0.04%	http://amrc.ssec.wisc.edu/style.css
22	517	0.04%	http://amrc.ssec.wisc.edu
23	508	0.04%	http://amrc.ssec.wisc.edu/aws/
24	499	0.04%	http://uwamrc.ssec.wisc.edu

25	484	0.03%	http://www.eldoradocountyweather.com/forecast/world/antarcticasat.html
26	458	0.03%	http://uwamrc.ssec.wisc.edu/
27	445	0.03%	http://www.astroflesz.pl/aktualnosci/newsy/306-jak-dlugo-trwa-lot-na-ksiezyc
28	434	0.03%	http://ice.ssec.wisc.edu/data/view-data.php
29	324	0.02%	http://uwamrc.ssec.wisc.edu/data/view-data.php
30	307	0.02%	https://amrc.ssec.wisc.edu/aws/index.php
View All Referrers			

Top 7 of 7 Total Search Strings			
#	Hits		Search String
1	1	14.29%	diagram of funaab meteorological station
2	1	14.29%	free proxy checker
3	1	14.29%	high resolution picture transimission
4	1	14.29%	high resolution picture transmission
5	1	14.29%	matthew lazzara
6	1	14.29%	south pole weather
7	1	14.29%	what is in the largest satellite dome on black island antarctica

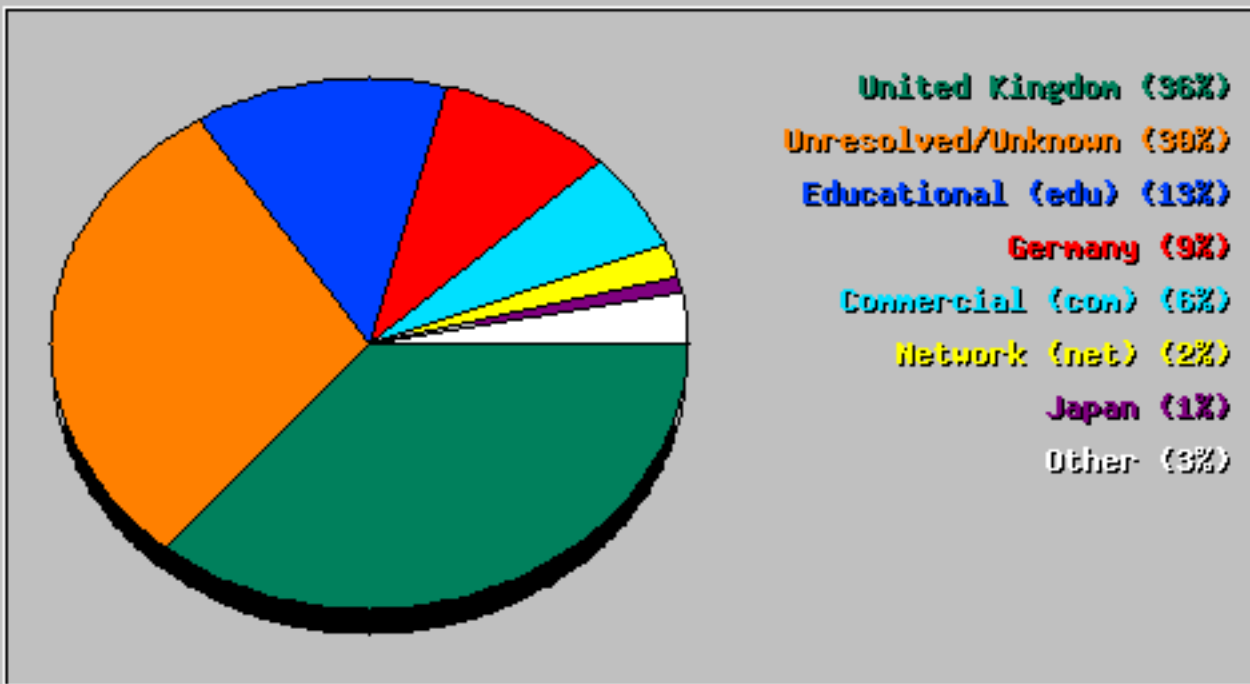
Top 3 of 3 Total Usernames									
#	Hits		Files		KBytes		Visits		Username
1	58	0.00%	58	0.01%	2138	0.00%	3	0.01%	mattl
2	14	0.00%	10	0.00%	61	0.00%	1	0.00%	johnl
3	6	0.00%	6	0.00%	35	0.00%	1	0.00%	ccostanza

Top 50 of 364 Total User Agents			
#	Hits		User Agent
1	505191	35.75%	Wget/1.11.4 Red Hat modified
2	376367	26.63%	MSIE 6
3	186455	13.19%	Mozilla/5
4	101928	7.21%	vebidoobot
5	47831	3.38%	Python-urllib/2.6
6	27808	1.97%	Baiduspider/2
7	18480	1.31%	check_http/v2.1.1 (monitoring-plugins 2.1.1)
8	18246	1.29%	MegaIndex
9	16165	1.14%	Windows NT 6
10	12488	0.88%	Yahoo! Slurp
11	10471	0.74%	bingbot/2
12	9877	0.70%	Wget/1.14 (linux-gnu)
13	8355	0.59%	YandexBot/3
14	6057	0.43%	Googlebot/2
15	4485	0.32%	Java/1.8.0_45
16	4312	0.31%	curl/7.19.7 (x86_64-redhat-linux-gnu) libcurl/7.19.7 NSS/3.16.2.3 Basic ECC zlib/1.2.8 libidn/1.18 libssh2/1.4.2

17	4300	0.30%	istellabot/t.1
18	3803	0.27%	ltx71 - (http://ltx71.com/)
19	3328	0.24%	Wget/1.17.1 (freebsd8.2)
20	3097	0.22%	SputnikBot/2
21	2024	0.14%	MSIE 8
22	1945	0.14%	TurnitinBot (https://turnitin.com/robot/crawlerinfo.html)
23	1818	0.13%	YandexImages/3
24	1193	0.08%	Googlebot/2.1 (+http://www.google.com/bot.html)
25	1072	0.08%	Ultraseek
26	774	0.05%	Safari/10600.1.25.1 CFNetwork/720.1.1 Darwin/14.0.0 (x86_64)
27	749	0.05%	Googlebot-Image/1.0
28	686	0.05%	MSIE 7
29	588	0.04%	Sufog/Nutch-2.2.1 (www.sufog.com; www.sufog.com)
30	559	0.04%	Wotbox/2.01 (+http://www.wotbox.com/bot/)
31	530	0.04%	TrapitAgent/0.1 (feed processor; +http://trapit.com/about)
32	508	0.04%	facebookexternalhit/1.1 (+http://www.facebook.com/externalhit_uatext.php)
33	332	0.02%	semantic-visions
34	326	0.02%	MSIE 9
35	318	0.02%	Applebot/0
36	316	0.02%	SputnikImageBot/2
37	305	0.02%	Sogou web spider/4.0(+http://www.sogou.com/docs/help/webmasters.htm#07)
38	303	0.02%	Opera 9
39	292	0.02%	Apache/2.2.15 (CentOS) (internal dummy connection)
40	259	0.02%	Java/1.7.0_101
41	252	0.02%	Mozilla/4.0 (compatible;)
42	229	0.02%	MSIE 10
43	227	0.02%	sqlmap/1.0-dev-nongit-20160213-0b4b (http://sqlmap.org)
44	192	0.01%	Mozilla"
45	162	0.01%	DotBot/1
46	162	0.01%	Qwantify/2
47	154	0.01%	Exabot/3
48	148	0.01%	Linux x86_64
49	128	0.01%	MSIE 5
50	119	0.01%	SeznamBot/3

[View All User Agents](#)

Usage by Country for June 2016



Top 30 of 110 Total Countries

#	Hits		Files		KBytes		Country
1	506121	35.82%	488431	57.03%	2984461	2.95%	United Kingdom
2	423065	29.94%	39576	4.62%	14072137	13.89%	Unresolved/Unknown
3	184488	13.06%	70236	8.20%	1706321	1.68%	Educational (edu)
4	126083	8.92%	121559	14.19%	4629760	4.57%	Germany
5	90692	6.42%	84535	9.87%	56436917	55.69%	Commercial (com)
6	33950	2.40%	30576	3.57%	13613602	13.43%	Network (net)
7	8386	0.59%	4705	0.55%	1432434	1.41%	Japan
8	6046	0.43%	5925	0.69%	441465	0.44%	Italy
9	4846	0.34%	227	0.03%	49817	0.05%	China
10	4317	0.31%	4316	0.50%	6861	0.01%	Generic TLD (info)
11	3997	0.28%	3623	0.42%	101287	0.10%	Russian Federation
12	3679	0.26%	1197	0.14%	183496	0.18%	New Zealand
13	3279	0.23%	2577	0.30%	417230	0.41%	Argentina
14	2220	0.16%	1283	0.15%	63525	0.06%	Brazil
15	1229	0.09%	1199	0.14%	147736	0.15%	France
16	1149	0.08%	819	0.10%	18954	0.02%	European Union
17	926	0.07%	840	0.10%	368222	0.36%	Netherlands
18	880	0.06%	758	0.09%	173023	0.17%	Australia
19	813	0.06%	717	0.08%	2246737	2.22%	British Indian Ocean Territory
20	765	0.05%	626	0.07%	164649	0.16%	US Government (gov)
21	620	0.04%	95	0.01%	26113	0.03%	Poland
22	542	0.04%	511	0.06%	273682	0.27%	US Military (mil)
23	380	0.03%	300	0.04%	109997	0.11%	Non-Profit (org)
24	353	0.02%	344	0.04%	132641	0.13%	Canada
25	313	0.02%	276	0.03%	70095	0.07%	Spain
26	267	0.02%	159	0.02%	4847	0.00%	Ukraine
27	240	0.02%	233	0.03%	26168	0.03%	Iran

28	232	0.02%	215	0.03%	22792	0.02%	India
29	223	0.02%	201	0.02%	31522	0.03%	Sweden
30	222	0.02%	219	0.03%	121134	0.12%	Serbia