

Usage Statistics for amrc.ssec.wisc.edu

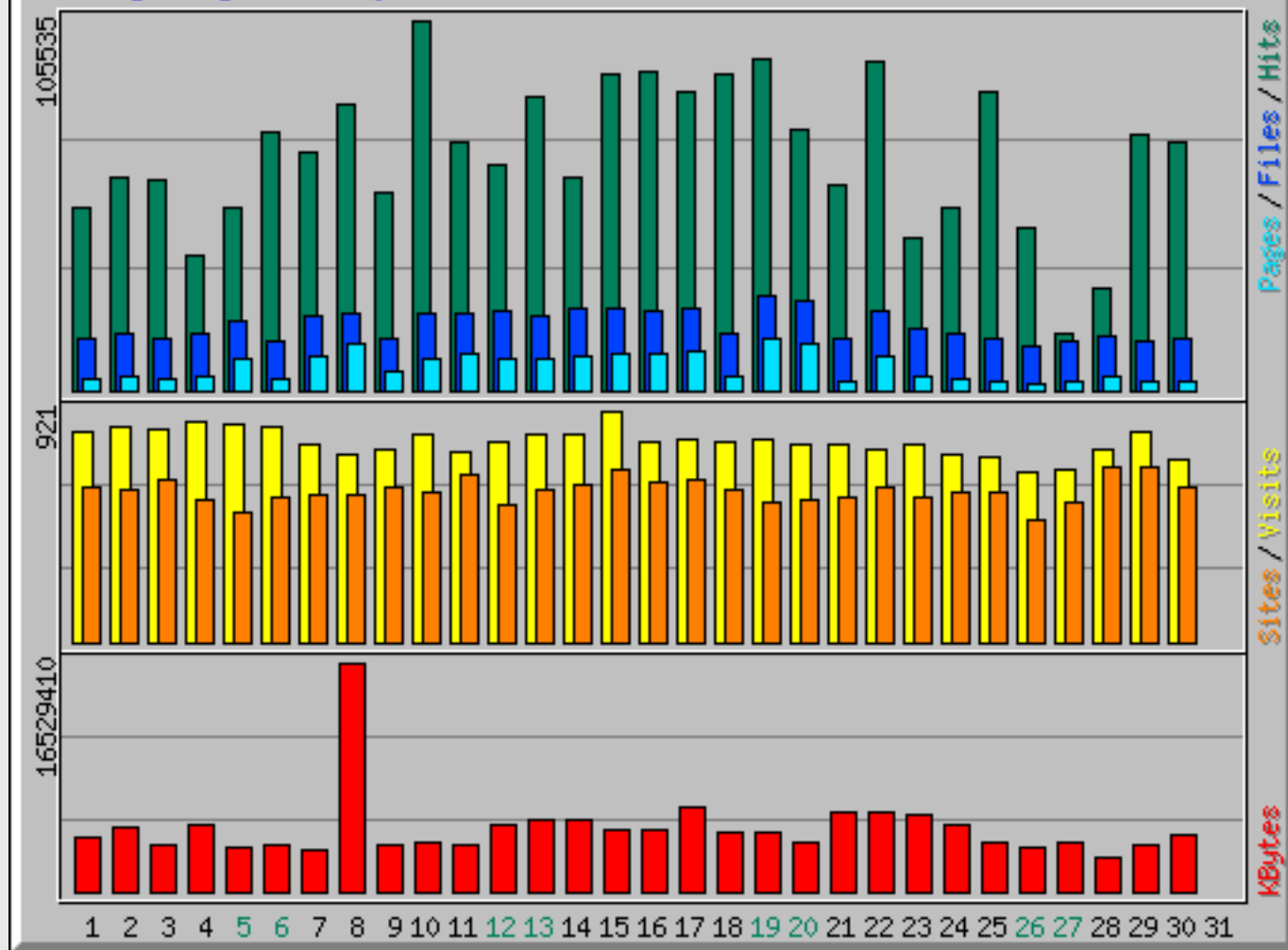
Summary Period: September 2015

Generated 01-Oct-2015 01:02 UTC

[\[Daily Statistics\]](#) [\[Hourly Statistics\]](#) [\[URLs\]](#) [\[Entry\]](#) [\[Exit\]](#) [\[Sites\]](#) [\[Referrers\]](#) [\[Search\]](#) [\[Agents\]](#) [\[Countries\]](#)

| Monthly Statistics for September 2015 | | |
|--|-----------|----------|
| Total Hits | 2020411 | |
| Total Files | 558779 | |
| Total Pages | 202933 | |
| Total Visits | 23725 | |
| Total KBytes | 137113044 | |
| Total Unique Sites | 9671 | |
| Total Unique URLs | 7793 | |
| Total Unique Referrers | 1399 | |
| Total Unique User Agents | 426 | |
| | Avg | Max |
| Hits per Hour | 2806 | 13827 |
| Hits per Day | 67347 | 105535 |
| Files per Day | 18625 | 26865 |
| Pages per Day | 6764 | 14975 |
| Sites per Day | 322 | 696 |
| Visits per Day | 790 | 921 |
| KBytes per Day | 4570435 | 16529410 |
| Hits by Response Code | | |
| Code 200 - OK | 27.66% | 558779 |
| Code 206 - Partial Content | 2.47% | 49903 |
| Code 301 - Moved Permanently | 0.10% | 2089 |
| Code 302 - Found | 0.01% | 155 |
| Code 304 - Not Modified | 2.87% | 58051 |
| Code 400 - Bad Request | 0.00% | 73 |
| Code 401 - Unauthorized | 0.00% | 20 |
| Code 403 - Forbidden | 0.01% | 274 |
| Code 404 - Not Found | 66.87% | 1350991 |
| Code 405 - Method Not Allowed | 0.00% | 50 |
| Code 416 - Requested Range Not Satisfiable | 0.00% | 2 |
| Code 500 - Internal Server Error | 0.00% | 2 |
| Code 501 - Not Implemented | 0.00% | 10 |
| Code 503 - Service Unavailable | 0.00% | 12 |

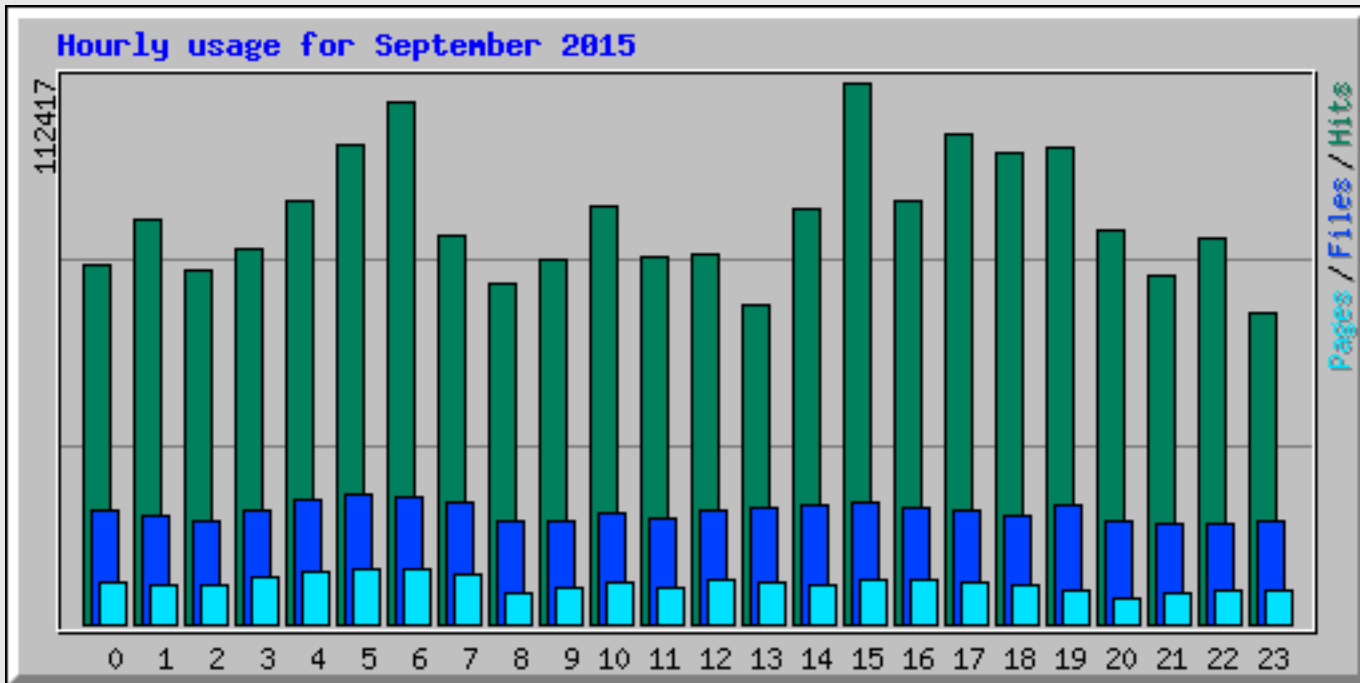
Daily usage for September 2015



Daily Statistics for September 2015

| Day | Hits | | Files | | Pages | | Visits | | Sites | | KBytes | |
|-----|--------|-------|-------|-------|-------|-------|--------|-------|-------|-------|----------|--------|
| 1 | 51852 | 2.57% | 14923 | 2.67% | 3364 | 1.66% | 840 | 3.54% | 619 | 6.40% | 3854469 | 2.81% |
| 2 | 60987 | 3.02% | 15902 | 2.85% | 3792 | 1.87% | 856 | 3.61% | 603 | 6.24% | 4634939 | 3.38% |
| 3 | 59869 | 2.96% | 15042 | 2.69% | 3563 | 1.76% | 845 | 3.56% | 649 | 6.71% | 3381819 | 2.47% |
| 4 | 38053 | 1.88% | 16205 | 2.90% | 3949 | 1.95% | 875 | 3.69% | 568 | 5.87% | 4787077 | 3.49% |
| 5 | 52392 | 2.59% | 19656 | 3.52% | 8625 | 4.25% | 866 | 3.65% | 517 | 5.35% | 3139366 | 2.29% |
| 6 | 73521 | 3.64% | 13942 | 2.50% | 3215 | 1.58% | 859 | 3.62% | 573 | 5.92% | 3431370 | 2.50% |
| 7 | 67664 | 3.35% | 21064 | 3.77% | 9398 | 4.63% | 787 | 3.32% | 586 | 6.06% | 2964860 | 2.16% |
| 8 | 81523 | 4.03% | 22251 | 3.98% | 13553 | 6.68% | 747 | 3.15% | 588 | 6.08% | 16529410 | 12.06% |
| 9 | 56340 | 2.79% | 14568 | 2.61% | 5186 | 2.56% | 765 | 3.22% | 619 | 6.40% | 3341549 | 2.44% |
| 10 | 105535 | 5.22% | 21747 | 3.89% | 9286 | 4.58% | 826 | 3.48% | 600 | 6.20% | 3456479 | 2.52% |
| 11 | 70985 | 3.51% | 22123 | 3.96% | 10274 | 5.06% | 757 | 3.19% | 666 | 6.89% | 3317665 | 2.42% |
| 12 | 64408 | 3.19% | 22554 | 4.04% | 9014 | 4.44% | 799 | 3.37% | 550 | 5.69% | 4817508 | 3.51% |
| 13 | 83546 | 4.14% | 20870 | 3.73% | 9194 | 4.53% | 822 | 3.46% | 610 | 6.31% | 5267029 | 3.84% |
| 14 | 60677 | 3.00% | 23402 | 4.19% | 9387 | 4.63% | 826 | 3.48% | 628 | 6.49% | 5202566 | 3.79% |
| 15 | 90062 | 4.46% | 23128 | 4.14% | 10161 | 5.01% | 921 | 3.88% | 681 | 7.04% | 4392870 | 3.20% |
| 16 | 91145 | 4.51% | 22897 | 4.10% | 10674 | 5.26% | 793 | 3.34% | 634 | 6.56% | 4466404 | 3.26% |
| 17 | 85358 | 4.22% | 23142 | 4.14% | 11177 | 5.51% | 806 | 3.40% | 645 | 6.67% | 6014833 | 4.39% |
| 18 | 90274 | 4.47% | 16327 | 2.92% | 4153 | 2.05% | 794 | 3.35% | 608 | 6.29% | 4227768 | 3.08% |
| 19 | 94556 | 4.68% | 26865 | 4.81% | 14975 | 7.38% | 806 | 3.40% | 557 | 5.76% | 4302588 | 3.14% |
| 20 | 74382 | 3.68% | 25163 | 4.50% | 13131 | 6.47% | 790 | 3.33% | 562 | 5.81% | 3629703 | 2.65% |
| 21 | 58365 | 2.89% | 14569 | 2.61% | 2746 | 1.35% | 784 | 3.30% | 573 | 5.92% | 5720949 | 4.17% |
| 22 | 93952 | 4.65% | 22694 | 4.06% | 10015 | 4.94% | 767 | 3.23% | 618 | 6.39% | 5691127 | 4.15% |

| | | | | | | | | | | | | |
|----|-------|-------|-------|-------|------|-------|-----|-------|-----|-------|---------|-------|
| 23 | 43113 | 2.13% | 17329 | 3.10% | 4219 | 2.08% | 781 | 3.29% | 577 | 5.97% | 5599180 | 4.08% |
| 24 | 52065 | 2.58% | 16163 | 2.89% | 3442 | 1.70% | 745 | 3.14% | 597 | 6.17% | 4732907 | 3.45% |
| 25 | 85105 | 4.21% | 14790 | 2.65% | 2753 | 1.36% | 731 | 3.08% | 592 | 6.12% | 3591712 | 2.62% |
| 26 | 46082 | 2.28% | 12901 | 2.31% | 2143 | 1.06% | 673 | 2.84% | 483 | 4.99% | 3256502 | 2.38% |
| 27 | 15943 | 0.79% | 13707 | 2.45% | 2501 | 1.23% | 682 | 2.87% | 553 | 5.72% | 3513950 | 2.56% |
| 28 | 29101 | 1.44% | 15759 | 2.82% | 3742 | 1.84% | 768 | 3.24% | 693 | 7.17% | 2389150 | 1.74% |
| 29 | 73147 | 3.62% | 14141 | 2.53% | 2649 | 1.31% | 831 | 3.50% | 696 | 7.20% | 3362814 | 2.45% |
| 30 | 70409 | 3.48% | 14955 | 2.68% | 2652 | 1.31% | 723 | 3.05% | 612 | 6.33% | 4094482 | 2.99% |



Hourly Statistics for September 2015

| Hour | Hits | | | Files | | | Pages | | | KBytes | | |
|------|------|--------|-------|-------|-------|-------|-------|-------|-------|--------|----------|--------|
| | Avg | Total | % | Avg | Total | % | Avg | Total | % | Avg | Total | % |
| 0 | 2486 | 74603 | 3.69% | 777 | 23319 | 4.17% | 285 | 8553 | 4.21% | 177315 | 5319465 | 3.88% |
| 1 | 2797 | 83936 | 4.15% | 739 | 22170 | 3.97% | 274 | 8229 | 4.06% | 150080 | 4502393 | 3.28% |
| 2 | 2442 | 73283 | 3.63% | 713 | 21402 | 3.83% | 259 | 7794 | 3.84% | 133875 | 4016239 | 2.93% |
| 3 | 2586 | 77608 | 3.84% | 789 | 23684 | 4.24% | 332 | 9966 | 4.91% | 127228 | 3816835 | 2.78% |
| 4 | 2924 | 87720 | 4.34% | 854 | 25642 | 4.59% | 368 | 11054 | 5.45% | 171666 | 5149973 | 3.76% |
| 5 | 3314 | 99440 | 4.92% | 901 | 27042 | 4.84% | 386 | 11598 | 5.72% | 206980 | 6209391 | 4.53% |
| 6 | 3605 | 108168 | 5.35% | 884 | 26549 | 4.75% | 375 | 11257 | 5.55% | 170266 | 5107971 | 3.73% |
| 7 | 2685 | 80567 | 3.99% | 838 | 25169 | 4.50% | 350 | 10502 | 5.18% | 155436 | 4663078 | 3.40% |
| 8 | 2350 | 70527 | 3.49% | 718 | 21564 | 3.86% | 221 | 6634 | 3.27% | 166260 | 4987809 | 3.64% |
| 9 | 2511 | 75348 | 3.73% | 712 | 21369 | 3.82% | 257 | 7711 | 3.80% | 139884 | 4196522 | 3.06% |
| 10 | 2889 | 86675 | 4.29% | 764 | 22922 | 4.10% | 287 | 8628 | 4.25% | 137639 | 4129164 | 3.01% |
| 11 | 2544 | 76345 | 3.78% | 727 | 21813 | 3.90% | 253 | 7611 | 3.75% | 113500 | 3404986 | 2.48% |
| 12 | 2558 | 76768 | 3.80% | 781 | 23443 | 4.20% | 300 | 9027 | 4.45% | 158444 | 4753315 | 3.47% |
| 13 | 2199 | 65978 | 3.27% | 797 | 23911 | 4.28% | 293 | 8792 | 4.33% | 140382 | 4211449 | 3.07% |
| 14 | 2866 | 85991 | 4.26% | 814 | 24430 | 4.37% | 275 | 8279 | 4.08% | 179316 | 5379467 | 3.92% |
| 15 | 3747 | 112417 | 5.56% | 834 | 25035 | 4.48% | 309 | 9281 | 4.57% | 214198 | 6425942 | 4.69% |
| 16 | 2921 | 87639 | 4.34% | 800 | 24020 | 4.30% | 300 | 9015 | 4.44% | 244037 | 7321110 | 5.34% |
| 17 | 3394 | 101841 | 5.04% | 792 | 23787 | 4.26% | 285 | 8557 | 4.22% | 552131 | 16563935 | 12.08% |
| 18 | 3265 | 97973 | 4.85% | 756 | 22682 | 4.06% | 271 | 8149 | 4.02% | 177238 | 5317128 | 3.88% |

| | | | | | | | | | | | | |
|----|------|-------|-------|-----|-------|-------|-----|------|-------|--------|---------|-------|
| 19 | 3300 | 99008 | 4.90% | 822 | 24681 | 4.42% | 228 | 6847 | 3.37% | 262244 | 7867319 | 5.74% |
| 20 | 2722 | 81664 | 4.04% | 706 | 21205 | 3.79% | 181 | 5442 | 2.68% | 231260 | 6937790 | 5.06% |
| 21 | 2417 | 72535 | 3.59% | 690 | 20711 | 3.71% | 215 | 6450 | 3.18% | 202776 | 6083287 | 4.44% |
| 22 | 2666 | 80004 | 3.96% | 695 | 20859 | 3.73% | 222 | 6664 | 3.28% | 170397 | 5111903 | 3.73% |
| 23 | 2145 | 64373 | 3.19% | 712 | 21370 | 3.82% | 229 | 6893 | 3.40% | 187886 | 5636575 | 4.11% |

| Top 30 of 7793 Total URLs | | | | | | | | | | | | |
|-------------------------------|-------|-------|---------|-------|---|--|--|--|--|--|--|--|
| # | Hits | | KBytes | | URL | | | | | | | |
| 1 | 72536 | 3.59% | 1110107 | 0.81% | /repository/entry/show/AMRC+RAMADDA+Archive+Data+Repository | | | | | | | |
| 2 | 43823 | 2.17% | 542885 | 0.40% | /aws/ | | | | | | | |
| 3 | 20049 | 0.99% | 200379 | 0.15% | /data/view-data.php | | | | | | | |
| 4 | 7263 | 0.36% | 43814 | 0.03% | / | | | | | | | |
| 5 | 5763 | 0.29% | 13908 | 0.01% | /data/surface/awstext/8921.txt | | | | | | | |
| 6 | 5758 | 0.28% | 41599 | 0.03% | /data/surface/awstext/8903.txt | | | | | | | |
| 7 | 5454 | 0.27% | 1411 | 0.00% | /data/surface/awstext/8932.txt | | | | | | | |
| 8 | 5060 | 0.25% | 38296 | 0.03% | /data/surface/awstext/8905.txt | | | | | | | |
| 9 | 5045 | 0.25% | 42516 | 0.03% | /data/surface/awstext/8927.txt | | | | | | | |
| 10 | 5044 | 0.25% | 867 | 0.00% | /data/surface/awstext/8900.txt | | | | | | | |
| 11 | 5043 | 0.25% | 5718 | 0.00% | /data/surface/awstext/8989.txt | | | | | | | |
| 12 | 5042 | 0.25% | 41990 | 0.03% | /data/surface/awstext/8924.txt | | | | | | | |
| 13 | 5041 | 0.25% | 38729 | 0.03% | /data/surface/awstext/21358.txt | | | | | | | |
| 14 | 5041 | 0.25% | 37944 | 0.03% | /data/surface/awstext/8906.txt | | | | | | | |
| 15 | 5041 | 0.25% | 34077 | 0.02% | /data/surface/awstext/8911.txt | | | | | | | |
| 16 | 5041 | 0.25% | 28619 | 0.02% | /data/surface/awstext/8914.txt | | | | | | | |
| 17 | 5041 | 0.25% | 27555 | 0.02% | /data/surface/awstext/8984.txt | | | | | | | |
| 18 | 5041 | 0.25% | 43274 | 0.03% | /data/surface/awstext/8985.txt | | | | | | | |
| 19 | 5040 | 0.25% | 40747 | 0.03% | /data/surface/awstext/21357.txt | | | | | | | |
| 20 | 5040 | 0.25% | 39907 | 0.03% | /data/surface/awstext/30393.txt | | | | | | | |
| 21 | 5040 | 0.25% | 38593 | 0.03% | /data/surface/awstext/8904.txt | | | | | | | |
| 22 | 5040 | 0.25% | 39514 | 0.03% | /data/surface/awstext/8913.txt | | | | | | | |
| 23 | 5040 | 0.25% | 25474 | 0.02% | /data/surface/awstext/8918.txt | | | | | | | |
| 24 | 5040 | 0.25% | 38802 | 0.03% | /data/surface/awstext/8934.txt | | | | | | | |
| 25 | 5040 | 0.25% | 39641 | 0.03% | /data/surface/awstext/8988.txt | | | | | | | |
| 26 | 5040 | 0.25% | 48907 | 0.04% | /data/surface/awstext/Linda.txt | | | | | | | |
| 27 | 5040 | 0.25% | 56262 | 0.04% | /data/surface/awstext/PegasusNorth.txt | | | | | | | |
| 28 | 5039 | 0.25% | 36444 | 0.03% | /data/surface/awstext/8928.txt | | | | | | | |
| 29 | 5039 | 0.25% | 38420 | 0.03% | /data/surface/awstext/8947.txt | | | | | | | |
| 30 | 5039 | 0.25% | 866 | 0.00% | /data/surface/awstext/8981.txt | | | | | | | |
| View All URLs | | | | | | | | | | | | |

| Top 10 of 7793 Total URLs By KBytes | | | | | | | | | | | | |
|-------------------------------------|------|-------|----------|-------|--|--|--|--|--|--|--|--|
| # | Hits | | KBytes | | URL | | | | | | | |
| 1 | 33 | 0.00% | 12673732 | 9.24% | /data/internal/ccostanza/AWS_Fjord_Install.mp4 | | | | | | | |

| | | | | | |
|----|-----|-------|---------|-------|---|
| 2 | 146 | 0.01% | 7021194 | 5.12% | /aws/documents/fieldreports/aws_fldrpt0809.pdf |
| 3 | 249 | 0.01% | 5419588 | 3.95% | /aws/documents/fieldreports/aws_fldrpt0001.pdf |
| 4 | 22 | 0.00% | 3639617 | 2.65% | /data/satellite/composite/ant.ir.anim.kmz |
| 5 | 36 | 0.00% | 2317505 | 1.69% | /aws/documents/fieldreports/aws_fldrpt0607.pdf |
| 6 | 21 | 0.00% | 2086322 | 1.52% | /meetings/meeting2015/presentations/AMOMF-Day1/AMOMFW-2015-AWS-Future.pdf |
| 7 | 25 | 0.00% | 1986028 | 1.45% | /aws/documents/fieldreports/aws_fldrpt1011.pdf |
| 8 | 31 | 0.00% | 1856959 | 1.35% | /aws/documents/fieldreports/aws_fldrpt1112.pdf |
| 9 | 25 | 0.00% | 1684231 | 1.23% | /aws/documents/fieldreports/aws_fldrpt0506.pdf |
| 10 | 9 | 0.00% | 1448876 | 1.06% | /meetings/MGS/TOM-MGS-presentation.ppt |

| Top 10 of 370 Total Entry Pages | | | | | |
|---------------------------------|-------|-------|--------|--------|---|
| # | Hits | | Visits | | URL |
| 1 | 7263 | 0.36% | 5038 | 25.74% | / |
| 2 | 43823 | 2.17% | 4546 | 23.23% | /aws/ |
| 3 | 20049 | 0.99% | 3013 | 15.40% | /data/view-data.php |
| 4 | 3698 | 0.18% | 1196 | 6.11% | /news/ |
| 5 | 1250 | 0.06% | 1187 | 6.07% | /blog/feed/ |
| 6 | 1398 | 0.07% | 617 | 3.15% | /data/ |
| 7 | 3998 | 0.20% | 383 | 1.96% | /aws/map.php |
| 8 | 407 | 0.02% | 192 | 0.98% | /blog/ |
| 9 | 205 | 0.01% | 187 | 0.96% | /blog/wp-cron.php |
| 10 | 1139 | 0.06% | 146 | 0.75% | /aws/station_list.php |

| Top 10 of 382 Total Exit Pages | | | | | |
|--------------------------------|-------|-------|--------|--------|---|
| # | Hits | | Visits | | URL |
| 1 | 43823 | 2.17% | 4703 | 22.94% | /aws/ |
| 2 | 7263 | 0.36% | 4412 | 21.52% | / |
| 3 | 20049 | 0.99% | 3441 | 16.78% | /data/view-data.php |
| 4 | 1250 | 0.06% | 1203 | 5.87% | /blog/feed/ |
| 5 | 3698 | 0.18% | 1202 | 5.86% | /news/ |
| 6 | 723 | 0.04% | 715 | 3.49% | /data/surface/awstext/ |
| 7 | 1398 | 0.07% | 422 | 2.06% | /data/ |
| 8 | 3998 | 0.20% | 396 | 1.93% | /aws/map.php |
| 9 | 513 | 0.03% | 288 | 1.40% | /news/2010-May-01.html |
| 10 | 407 | 0.02% | 209 | 1.02% | /blog/ |

| Top 100 of 9671 Total Sites | | | | | | | | | |
|-----------------------------|--------|--------|--------|--------|---------|-------|--------|-------|-------------------------|
| # | Hits | | Files | | KBytes | | Visits | | Hostname |
| 1 | 219083 | 10.84% | 213508 | 38.21% | 1384813 | 1.01% | 0 | 0.00% | bslcene.nerc-bas.ac.uk |
| 2 | 121075 | 5.99% | 0 | 0.00% | 557489 | 0.41% | 0 | 0.00% | tropopause.aos.wisc.edu |
| 3 | 65836 | 3.26% | 65788 | 11.77% | 2987834 | 2.18% | 8 | 0.03% | 104.45.6.134 |
| 4 | 56185 | 2.78% | 55459 | 9.93% | 325620 | 0.24% | 718 | 3.03% | wahoo.mmm.ucar.edu |

| | | | | | | | | | |
|----|-------|-------|-------|-------|---------|-------|-----|-------|--|
| 5 | 42989 | 2.13% | 0 | 0.00% | 197943 | 0.14% | 0 | 0.00% | 120.25.224.102 |
| 6 | 42042 | 2.08% | 41230 | 7.38% | 3175462 | 2.32% | 1 | 0.00% | 186-133-25-60.speedy.com.ar |
| 7 | 34154 | 1.69% | 0 | 0.00% | 157262 | 0.11% | 0 | 0.00% | 121.40.219.133 |
| 8 | 33907 | 1.68% | 0 | 0.00% | 156125 | 0.11% | 0 | 0.00% | 121.41.24.220 |
| 9 | 33583 | 1.66% | 1675 | 0.30% | 989570 | 0.72% | 3 | 0.01% | pool-74-102-8-196.nwrknj.fios.verizon.net |
| 10 | 31020 | 1.54% | 3 | 0.00% | 142839 | 0.10% | 1 | 0.00% | 139.196.26.205 |
| 11 | 30916 | 1.53% | 0 | 0.00% | 142352 | 0.10% | 0 | 0.00% | 112.74.196.202 |
| 12 | 29107 | 1.44% | 0 | 0.00% | 134023 | 0.10% | 0 | 0.00% | 115.28.229.76 |
| 13 | 25727 | 1.27% | 0 | 0.00% | 118460 | 0.09% | 0 | 0.00% | 120.26.140.227 |
| 14 | 25463 | 1.26% | 0 | 0.00% | 117244 | 0.09% | 0 | 0.00% | 139.196.26.151 |
| 15 | 22795 | 1.13% | 0 | 0.00% | 104959 | 0.08% | 0 | 0.00% | 61.172.115.195 |
| 16 | 22368 | 1.11% | 22368 | 4.00% | 341602 | 0.25% | 4 | 0.02% | 104.46.56.159 |
| 17 | 21429 | 1.06% | 0 | 0.00% | 98670 | 0.07% | 0 | 0.00% | 121.42.8.48 |
| 18 | 18719 | 0.93% | 0 | 0.00% | 86191 | 0.06% | 0 | 0.00% | 14.205.4.228 |
| 19 | 17839 | 0.88% | 0 | 0.00% | 82140 | 0.06% | 0 | 0.00% | 222.42.146.225 |
| 20 | 17300 | 0.86% | 0 | 0.00% | 79658 | 0.06% | 0 | 0.00% | 112.74.192.192 |
| 21 | 17296 | 0.86% | 0 | 0.00% | 79639 | 0.06% | 0 | 0.00% | 121.40.92.191 |
| 22 | 17268 | 0.85% | 0 | 0.00% | 79510 | 0.06% | 0 | 0.00% | 139.196.17.222 |
| 23 | 17266 | 0.85% | 0 | 0.00% | 79501 | 0.06% | 0 | 0.00% | 123.57.172.88 |
| 24 | 17266 | 0.85% | 0 | 0.00% | 79501 | 0.06% | 0 | 0.00% | 139.196.27.129 |
| 25 | 17221 | 0.85% | 50 | 0.01% | 79417 | 0.06% | 12 | 0.05% | static.vdc.vn |
| 26 | 17110 | 0.85% | 3 | 0.00% | 78791 | 0.06% | 1 | 0.00% | 121.41.17.20 |
| 27 | 17072 | 0.84% | 0 | 0.00% | 78608 | 0.06% | 0 | 0.00% | 112.74.129.127 |
| 28 | 17059 | 0.84% | 0 | 0.00% | 78548 | 0.06% | 0 | 0.00% | 120.26.82.157 |
| 29 | 17058 | 0.84% | 0 | 0.00% | 78543 | 0.06% | 0 | 0.00% | 121.42.198.56 |
| 30 | 17031 | 0.84% | 0 | 0.00% | 78419 | 0.06% | 0 | 0.00% | 121.43.147.13 |
| 31 | 16989 | 0.84% | 0 | 0.00% | 78226 | 0.06% | 0 | 0.00% | 222.89.179.103 |
| 32 | 16938 | 0.84% | 0 | 0.00% | 77991 | 0.06% | 0 | 0.00% | 120.25.71.117 |
| 33 | 16878 | 0.84% | 0 | 0.00% | 77715 | 0.06% | 0 | 0.00% | 243.172.158.61.ha.cnc |
| 34 | 16868 | 0.83% | 0 | 0.00% | 77669 | 0.06% | 0 | 0.00% | 112.74.130.58 |
| 35 | 16832 | 0.83% | 0 | 0.00% | 77503 | 0.06% | 0 | 0.00% | 114.215.136.245 |
| 36 | 15268 | 0.76% | 0 | 0.00% | 70301 | 0.05% | 0 | 0.00% | 121.41.75.223 |
| 37 | 14275 | 0.71% | 0 | 0.00% | 65729 | 0.05% | 0 | 0.00% | 218.97.218.129 |
| 38 | 12892 | 0.64% | 0 | 0.00% | 59361 | 0.04% | 0 | 0.00% | 121.40.233.129 |
| 39 | 12571 | 0.62% | 11402 | 2.04% | 6647841 | 4.85% | 47 | 0.20% | b115325.yse.yahoo.net |
| 40 | 12426 | 0.62% | 0 | 0.00% | 57215 | 0.04% | 0 | 0.00% | 139.196.20.62 |
| 41 | 12118 | 0.60% | 0 | 0.00% | 55797 | 0.04% | 0 | 0.00% | 120.26.110.196 |
| 42 | 11946 | 0.59% | 11908 | 2.13% | 488613 | 0.36% | 2 | 0.01% | static.227.58.9.176.clients.your-server.de |
| 43 | 11504 | 0.57% | 0 | 0.00% | 0 | 0.00% | 719 | 3.03% | birch.ssec.wisc.edu |
| 44 | 11051 | 0.55% | 0 | 0.00% | 50884 | 0.04% | 0 | 0.00% | 139.196.18.238 |
| 45 | 10556 | 0.52% | 0 | 0.00% | 48605 | 0.04% | 0 | 0.00% | 121.40.94.61 |
| 46 | 10307 | 0.51% | 9933 | 1.78% | 903036 | 0.66% | 75 | 0.32% | b110075.yse.yahoo.net |
| 47 | 9810 | 0.49% | 0 | 0.00% | 45170 | 0.03% | 0 | 0.00% | 123.57.48.57 |
| 48 | 9340 | 0.46% | 0 | 0.00% | 43006 | 0.03% | 0 | 0.00% | 222.134.60.102 |
| 49 | 9114 | 0.45% | 0 | 0.00% | 41965 | 0.03% | 0 | 0.00% | 112.74.129.123 |
| 50 | 8658 | 0.43% | 0 | 0.00% | 39866 | 0.03% | 0 | 0.00% | 121.42.164.186 |

| | | | | | | | | | |
|-----|------|-------|------|-------|--------|-------|---|-------|------------------------|
| 96 | 5844 | 0.29% | 0 | 0.00% | 26909 | 0.02% | 0 | 0.00% | 121.26.227.252 |
| 97 | 5746 | 0.28% | 0 | 0.00% | 26457 | 0.02% | 0 | 0.00% | 123.56.224.67 |
| 98 | 5655 | 0.28% | 0 | 0.00% | 26038 | 0.02% | 0 | 0.00% | 175.168.83.96 |
| 99 | 5623 | 0.28% | 1782 | 0.32% | 392283 | 0.29% | 9 | 0.04% | pc126.seg32.nipr.ac.jp |
| 100 | 5549 | 0.27% | 0 | 0.00% | 25550 | 0.02% | 0 | 0.00% | 121.26.251.26 |

[View All Sites](#)

| Top 10 of 9671 Total Sites By KBytes | | | | | | | | | |
|--------------------------------------|--------|--------|--------|--------|----------|-------|--------|-------|---|
| # | Hits | | Files | | KBytes | | Visits | | Hostname |
| 1 | 2936 | 0.15% | 1411 | 0.25% | 13374192 | 9.75% | 32 | 0.13% | snares.ssec.wisc.edu |
| 2 | 12571 | 0.62% | 11402 | 2.04% | 6647841 | 4.85% | 47 | 0.20% | b115325.yse.yahoo.net |
| 3 | 1380 | 0.07% | 895 | 0.16% | 4321981 | 3.15% | 112 | 0.47% | 165.189.60.11 |
| 4 | 42042 | 2.08% | 41230 | 7.38% | 3175462 | 2.32% | 1 | 0.00% | 186-133-25-60.speedy.com.ar |
| 5 | 65836 | 3.26% | 65788 | 11.77% | 2987834 | 2.18% | 8 | 0.03% | 104.45.6.134 |
| 6 | 226 | 0.01% | 222 | 0.04% | 1836853 | 1.34% | 85 | 0.36% | baiduspider-180-76-15-153.crawl.baidu.com |
| 7 | 3840 | 0.19% | 3840 | 0.69% | 1827163 | 1.33% | 0 | 0.00% | rajja.pair.com |
| 8 | 241 | 0.01% | 241 | 0.04% | 1713604 | 1.25% | 3 | 0.01% | 50-206-145-5-static.hfc.comcastbusiness.net |
| 9 | 219083 | 10.84% | 213508 | 38.21% | 1384813 | 1.01% | 0 | 0.00% | bslcene.nerc-bas.ac.uk |
| 10 | 1570 | 0.08% | 1464 | 0.26% | 1043111 | 0.76% | 303 | 1.28% | spider-199-21-99-212.yandex.com |

| Top 30 of 1399 Total Referrers | | |
|--------------------------------|---------|--|
| # | Hits | Referrer |
| 1 | 1612451 | 79.81% - (Direct Request) |
| 2 | 121075 | 5.99% http://sysadm.aos.wisc.edu/~poker/owl-1443/loop.html |
| 3 | 106045 | 5.25% http://amrc.ssec.wisc.edu/data/view-data.php |
| 4 | 36320 | 1.80% https://amrc.ssec.wisc.edu/repository/entry/show/AMRC+RAMADDA+Archive+Data+Repository |
| 5 | 9828 | 0.49% http://amrc.ssec.wisc.edu/data/ |
| 6 | 8113 | 0.40% http://arctic.ssec.wisc.edu/data/view-data.php |
| 7 | 5022 | 0.25% nt |
| 8 | 4800 | 0.24% https://amrc.ssec.wisc.edu/data/view-data.php |
| 9 | 2967 | 0.15% http://amrc.ssec.wisc.edu/ |
| 10 | 2748 | 0.14% http://amrc.ssec.wisc.edu/blog/ |
| 11 | 2343 | 0.12% http://amrc.ssec.wisc.edu/aws/index.php |
| 12 | 2334 | 0.12% https://amrc.ssec.wisc.edu/repository/entry/show/AMRC+RAMADDA+Archive+Data+Repository/Data |
| 13 | 2311 | 0.11% https://amrc.ssec.wisc.edu/repository/entry/show/AMRC+RAMADDA+Archive+Data+Repository/Users |
| 14 | 2307 | 0.11% https://amrc.ssec.wisc.edu/repository/entry/show/AMRC+RAMADDA+Archive+Data+Repository/Projects |
| 15 | 1329 | 0.07% https://amrc.ssec.wisc.edu/ |
| 16 | 1184 | 0.06% http://uwamrc.ssec.wisc.edu/data/view-data.php |
| 17 | 986 | 0.05% https://amrc.ssec.wisc.edu/repository |
| 18 | 925 | 0.05% http://www.persicetometeo.com/public/artico_monitoring.htm |
| 19 | 905 | 0.04% http://amrc.ssec.wisc.edu/aws/documents/databooks/index.html |
| 20 | 893 | 0.04% http://www.eldoradocountyweather.com/satellite/ssec/antarctica-composite-ir.html |
| 21 | 842 | 0.04% https://amrc.ssec.wisc.edu/aws/index.php |

| | | | |
|----|-----|-------|--|
| 22 | 816 | 0.04% | http://amrc.ssec.wisc.edu/style.css |
| 23 | 815 | 0.04% | http://www.persicetometeo.com/public/antartico_monitoring.htm |
| 24 | 760 | 0.04% | https://amrc.ssec.wisc.edu/data/ |
| 25 | 753 | 0.04% | http://uwamrc.ssec.wisc.edu/aws/index.php |
| 26 | 747 | 0.04% | http://www.astroflesz.pl/aktualnosci/newsy/306-jak-dlugo-trwa-lot-na-ksiezyc |
| 27 | 706 | 0.03% | http://www.adventure-antarctica.de/ |
| 28 | 636 | 0.03% | http://uwamrc.ssec.wisc.edu/ |
| 29 | 610 | 0.03% | https://www.google.com/ |
| 30 | 574 | 0.03% | https://amrc.ssec.wisc.edu/aws/ |

[View All Referrers](#)

Top 5 of 5 Total Search Strings

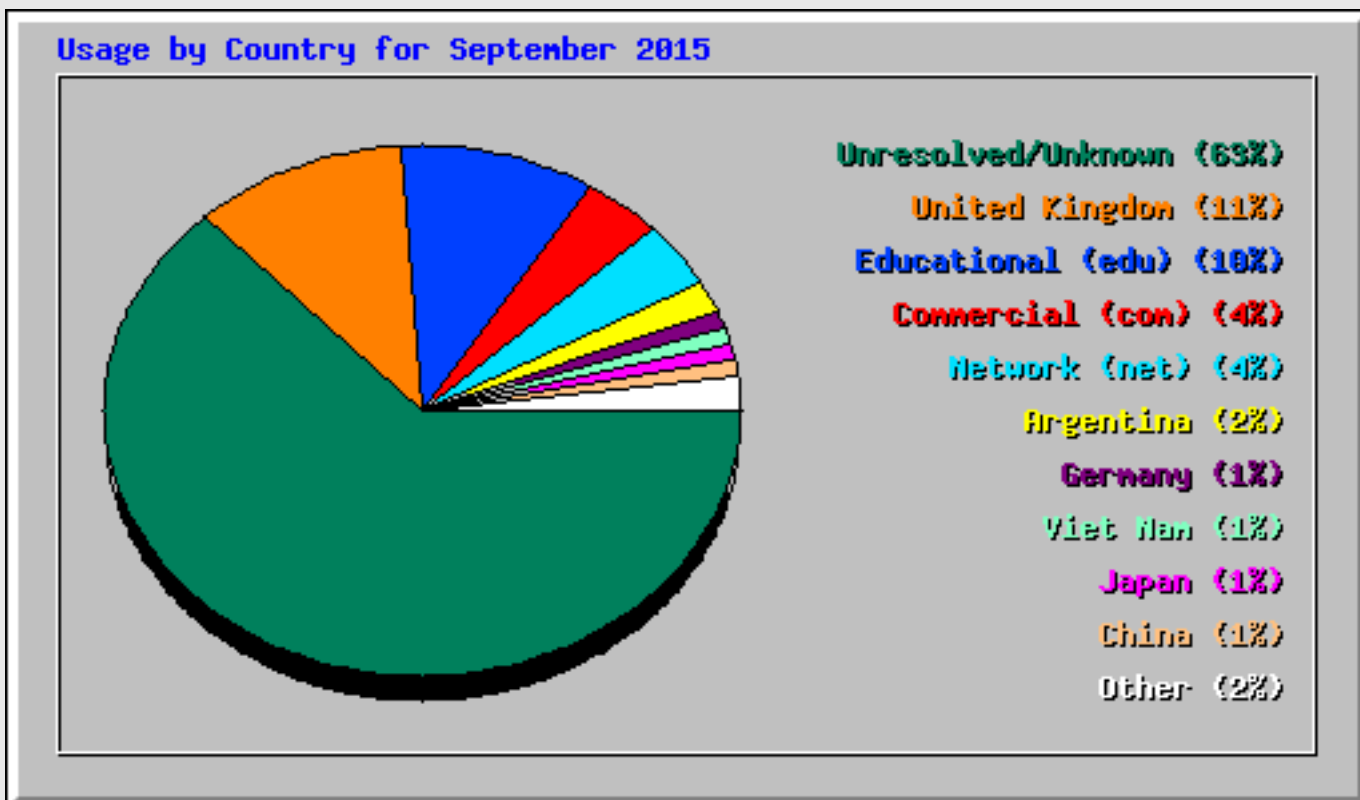
| # | Hits | | Search String |
|---|------|--------|--------------------|
| 1 | 19 | 79.17% | how to |
| 2 | 2 | 8.33% | lazzara |
| 3 | 1 | 4.17% | 2 guys 1 horse |
| 4 | 1 | 4.17% | free proxy checker |
| 5 | 1 | 4.17% | sounding map |

Top 50 of 426 Total User Agents

| # | Hits | | User Agent |
|----|---------|--------|--|
| 1 | 1187246 | 58.76% | MSIE 6 |
| 2 | 301884 | 14.94% | Mozilla/5 |
| 3 | 219083 | 10.84% | Wget/1.11.4 Red Hat modified |
| 4 | 56045 | 2.77% | Python-urllib/2.6 |
| 5 | 44235 | 2.19% | heritrix/3 |
| 6 | 22230 | 1.10% | Yahoo! Slurp |
| 7 | 19823 | 0.98% | MegaIndex |
| 8 | 13944 | 0.69% | Baiduspider/2 |
| 9 | 12924 | 0.64% | Googlebot/2 |
| 10 | 11504 | 0.57% | Wget/1.14 (linux-gnu) |
| 11 | 8608 | 0.43% | bingbot/2 |
| 12 | 5277 | 0.26% | Java/1.8.0_45 |
| 13 | 5022 | 0.25% | curl/7.19.7 (x86_64-redhat-linux-gnu) libcurl/7.19.7 NSS/3.16.2.3 Basic ECC zlib/1.2.8 libidn/1.18 libssh2/1.4.2 |
| 14 | 4153 | 0.21% | MSIE 8 |
| 15 | 3840 | 0.19% | Wget/1.12 (freebsd8.1) |
| 16 | 3682 | 0.18% | Googlebot-Image/1.0 |
| 17 | 3077 | 0.15% | Java/1.7.0_71 |
| 18 | 2576 | 0.13% | Mozilla/4 |
| 19 | 2303 | 0.11% | tbot-nutch/Nutch-1.10 |
| 20 | 1823 | 0.09% | MSIE 7 |
| 21 | 1476 | 0.07% | MSIE 9 |
| 22 | 1440 | 0.07% | DotBot/1 |

| | | | |
|----|------|-------|--|
| 23 | 1380 | 0.07% | Ultraseek |
| 24 | 1068 | 0.05% | YandexBot/3 |
| 25 | 1019 | 0.05% | MSIE 10 |
| 26 | 974 | 0.05% | Linux x86_64 |
| 27 | 839 | 0.04% | Mozilla/4.0 (compatible;) |
| 28 | 795 | 0.04% | Apache/2.2.15 (CentOS) (internal dummy connection) |
| 29 | 731 | 0.04% | YandexImages/3 |
| 30 | 647 | 0.03% | Googlebot/2.1 (+http://www.google.com/bot.html) |
| 31 | 572 | 0.03% | archive |
| 32 | 565 | 0.03% | special_archiver/3 |
| 33 | 519 | 0.03% | WBSearchBot/1 |
| 34 | 487 | 0.02% | SputnikBot/2 |
| 35 | 381 | 0.02% | UniversalFeedParser/5.1.5b +https://code.google.com/p/feedparser/ |
| 36 | 376 | 0.02% | Opera 9 |
| 37 | 311 | 0.02% | SMTBot/1 |
| 38 | 284 | 0.01% | Sogou web spider/4.0(+http://www.sogou.com/docs/help/webmasters.htm#07) |
| 39 | 266 | 0.01% | facebookexternalhit/1.1 (+http://www.facebook.com/externalhit_uatext.php) |
| 40 | 254 | 0.01% | Mozilla" |
| 41 | 250 | 0.01% | Exabot/3 |
| 42 | 212 | 0.01% | YisouSpider |
| 43 | 209 | 0.01% | ltx71 - (http://ltx71.com/) |
| 44 | 199 | 0.01% | SputnikImageBot/2 |
| 45 | 176 | 0.01% | +MSIE+6 |
| 46 | 172 | 0.01% | Mozilla/3.0 (compatible) |
| 47 | 166 | 0.01% | Google favicon |
| 48 | 157 | 0.01% | CCBot/2.0 (http://commoncrawl.org/faq/) |
| 49 | 152 | 0.01% | com.apple.WebKit.WebContent/10600.8.9 CFNetwork/720.5.7 Darwin/14.5.0 (x86_64) |
| 50 | 150 | 0.01% | Java/1.6.0 |

[View All User Agents](#)



Top 30 of 110 Total Countries

| # | Hits | | Files | | KBytes | | Country |
|----|---------|--------|--------|--------|----------|--------|--------------------------------|
| 1 | 1274627 | 63.09% | 120449 | 21.56% | 21569072 | 15.73% | Unresolved/Unknown |
| 2 | 219554 | 10.87% | 213898 | 38.28% | 1437003 | 1.05% | United Kingdom |
| 3 | 204789 | 10.14% | 64179 | 11.49% | 16721828 | 12.20% | Educational (edu) |
| 4 | 87174 | 4.31% | 59261 | 10.61% | 60637285 | 44.22% | Commercial (com) |
| 5 | 80031 | 3.96% | 43679 | 7.82% | 17897806 | 13.05% | Network (net) |
| 6 | 47155 | 2.33% | 45370 | 8.12% | 3873573 | 2.83% | Argentina |
| 7 | 23635 | 1.17% | 21928 | 3.92% | 2474680 | 1.80% | Germany |
| 8 | 17227 | 0.85% | 53 | 0.01% | 79440 | 0.06% | Viet Nam |
| 9 | 12177 | 0.60% | 7352 | 1.32% | 2921351 | 2.13% | Japan |
| 10 | 11963 | 0.59% | 697 | 0.12% | 740978 | 0.54% | China |
| 11 | 7607 | 0.38% | 7274 | 1.30% | 2320337 | 1.69% | Italy |
| 12 | 5129 | 0.25% | 5128 | 0.92% | 10989 | 0.01% | Generic TLD (info) |
| 13 | 4303 | 0.21% | 1149 | 0.21% | 685939 | 0.50% | New Zealand |
| 14 | 2568 | 0.13% | 2120 | 0.38% | 504209 | 0.37% | Brazil |
| 15 | 2284 | 0.11% | 1968 | 0.35% | 336629 | 0.25% | US Government (gov) |
| 16 | 1920 | 0.10% | 24 | 0.00% | 21313 | 0.02% | Colombia |
| 17 | 1868 | 0.09% | 1719 | 0.31% | 1033153 | 0.75% | Non-Profit (org) |
| 18 | 1836 | 0.09% | 1268 | 0.23% | 910867 | 0.66% | Russian Federation |
| 19 | 1729 | 0.09% | 1602 | 0.29% | 161253 | 0.12% | Netherlands |
| 20 | 1481 | 0.07% | 531 | 0.10% | 131375 | 0.10% | Poland |
| 21 | 1022 | 0.05% | 899 | 0.16% | 173193 | 0.13% | France |
| 22 | 836 | 0.04% | 709 | 0.13% | 230608 | 0.17% | Australia |
| 23 | 769 | 0.04% | 677 | 0.12% | 541779 | 0.40% | US Military (mil) |
| 24 | 684 | 0.03% | 28 | 0.01% | 8738 | 0.01% | Turkey |
| 25 | 602 | 0.03% | 497 | 0.09% | 146405 | 0.11% | Norway |
| 26 | 584 | 0.03% | 466 | 0.08% | 17713 | 0.01% | Kazakhstan |
| 27 | 569 | 0.03% | 535 | 0.10% | 122797 | 0.09% | Canada |
| 28 | 490 | 0.02% | 378 | 0.07% | 166742 | 0.12% | British Indian Ocean Territory |
| 29 | 490 | 0.02% | 341 | 0.06% | 126252 | 0.09% | Ukraine |
| 30 | 473 | 0.02% | 468 | 0.08% | 97091 | 0.07% | Finland |